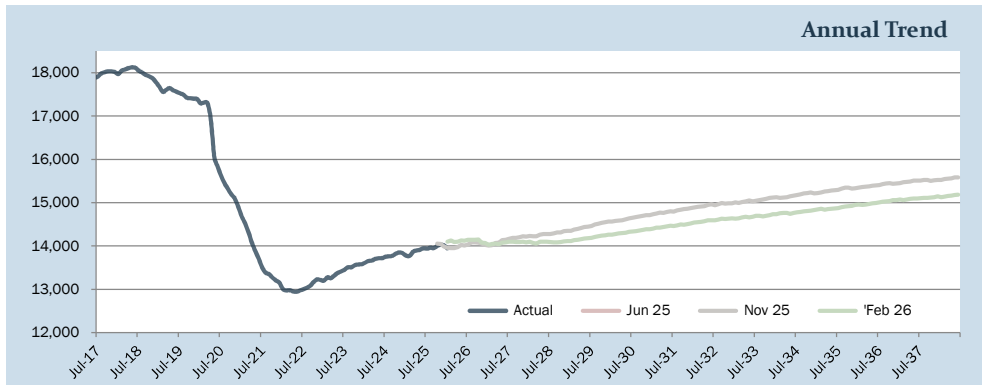
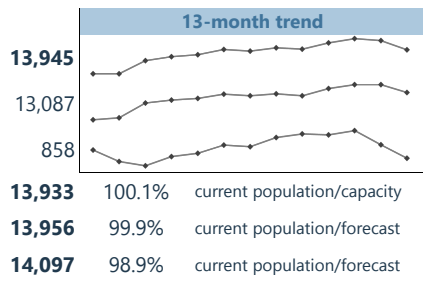


**Prison and Work Release Population**

Male Population  
Female Population  
**June 2025 Forecast**  
**November 2025 Forecast**  
**February 2026 Forecast**



|   | Jan-2025      | Feb-2025      | Mar-2025      | Apr-2025      | May-2025      | Jun-2025      | Jul-2025      | Aug-2025      | Sep-2025      | Oct-2025      | Nov-2025      | Dec-2025      | Jan-2026      |
|---|---------------|---------------|---------------|---------------|---------------|---------------|---------------|---------------|---------------|---------------|---------------|---------------|---------------|
| <b>Prison and Work Release Population</b> | <b>13,772</b> | <b>13,773</b> | <b>13,867</b> | <b>13,896</b> | <b>13,911</b> | <b>13,948</b> | <b>13,936</b> | <b>13,959</b> | <b>13,950</b> | <b>13,997</b> | <b>14,026</b> | <b>14,012</b> | <b>13,945</b> |
| Male Population                           | 12,905        | 12,918        | 13,017        | 13,036        | 13,047        | 13,076        | 13,066        | 13,079        | 13,066        | 13,114        | 13,139        | 13,140        | 13,087        |
| Out-of-State Population                   | 0             | 0             | 0             | 0             | 0             | 0             | 0             | 0             | 0             | 0             | 0             | 0             | 0             |
| June 2025 Forecast                        |               |               |               |               | 14,062        | 14,058        | 14,029        | 14,080        | 14,056        | 14,043        | 14,046        | 13,980        | 13,933        |
| November 2025 Forecast                    |               |               |               |               |               |               |               |               |               | 14,050        | 14,047        | 13,988        | 13,956        |
| February 2026 Forecast                    |               |               |               |               |               |               |               |               |               |               |               |               | 14,097        |

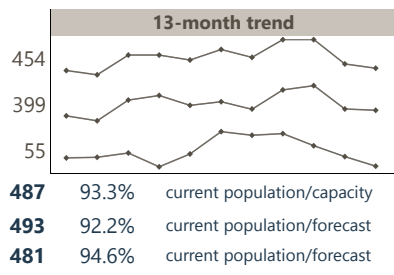
Variance: (Actual vs. November 2025 Forecast) **53** **21** **24** **12**  
 Variance: (Actual vs. February 2026 Forecast) **152**

Prison and Work Release Population is reported as a monthly average beginning July 2013.

|  | Jan-2025   | Feb-2025  | Mar-2025  | Apr-2025  | May-2025  | Jun-2025  | Jul-2025  | Aug-2025 | Sep-2025   | Oct-2025  | Nov-2025   | Dec-2025   | Jan-2026   |
|--|------------|-----------|-----------|-----------|-----------|-----------|-----------|----------|------------|-----------|------------|------------|------------|
| Male Incarcerated Individuals            | 406        | 404       | 412       | 413       | 421       | 366       | 439       | 400      | 390        | 451       | 353        | 418        | 305        |
| Female Incarcerated Individuals          | 34         | 35        | 41        | 46        | 49        | 43        | 42        | 41       | 47         | 57        | 26         | 27         | 27         |
| Male Incarcerated Individuals            | 415        | 356       | 382       | 392       | 366       | 370       | 415       | 397      | 404        | 400       | 377        | 445        | 373        |
| Female Incarcerated Individuals          | 41         | 47        | 38        | 39        | 36        | 40        | 37        | 38       | 44         | 53        | 38         | 46         | 36         |
| <b>Difference: Admissions - Releases</b> | <b>-16</b> | <b>36</b> | <b>33</b> | <b>28</b> | <b>68</b> | <b>-1</b> | <b>29</b> | <b>6</b> | <b>-11</b> | <b>55</b> | <b>-36</b> | <b>-46</b> | <b>-77</b> |

**Violator Population** **November 2025**

OMNI Violator Population  
OMNI Violator Population - Male  
OMNI Violator Population - Female  
**June 2025 Forecast**  
**November 2025 Forecast**  
**February 2026 Forecast**



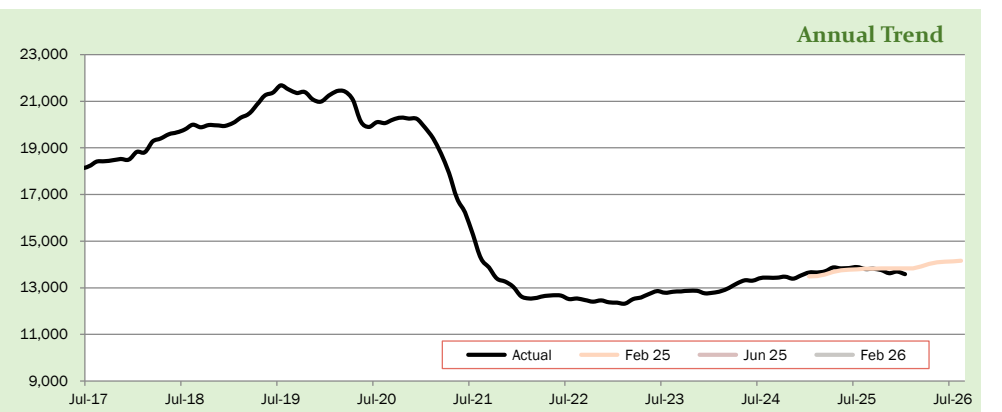
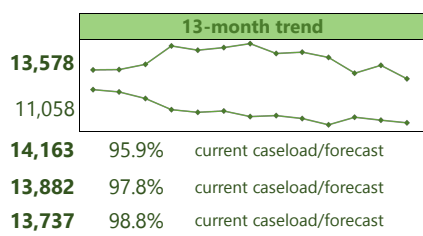
|                                   | Jan-2025   | Feb-2025   | Mar-2025   | Apr-2025   | May-2025   | Jun-2025   | Jul-2025   | Aug-2025   | Sep-2025   | Oct-2025   | Nov-2025   | Dec-2025       | Jan-2026       |
|-----------------------------------|------------|------------|------------|------------|------------|------------|------------|------------|------------|------------|------------|----------------|----------------|
| <b>OMNI Violator Population</b>   | <b>450</b> | <b>441</b> | <b>482</b> | <b>482</b> | <b>472</b> | <b>494</b> | <b>478</b> | <b>515</b> | <b>515</b> | <b>464</b> | <b>454</b> | <b>No Data</b> | <b>No Data</b> |
| OMNI Violator Population - Male   | 389        | 379        | 418        | 427        | 408        | 415        | 401        | 437        | 445        | 402        | 399        | No Data        | No Data        |
| OMNI Violator Population - Female | 61         | 61         | 64         | 55         | 64         | 79         | 76         | 77         | 69         | 62         | 55         | No Data        | No Data        |
| June 2025 Forecast                |            |            | 471        | 481        | 485        | 488        | 493        | 494        | 492        | 496        | 489        | 487            | 487            |
| November 2025 Forecast            |            |            |            |            |            |            |            | 500        | 495        | 501        | 493        | 490            | 493            |
| February 2026 Forecast            |            |            |            |            |            |            |            |            |            |            | 465        | 452            | 481            |

Variance: (Actual vs. November 2025 Forecast) **15** **20** **37** **39** **No Data** **No Data**  
 Variance: (Actual vs. February 2026 Forecast) **11** **No Data** **No Data**

OMNI Violator Population is reported as a monthly average and is based on the number of individuals confined for violations as reported in OMNI. Adjusted Violator Population is based on prior payment experience.

**Community Supervision** **January 2026**

Individuals on Active Supervision  
Inactive Caseload  
**June 2025 Forecast**  
**November 2025 Forecast**  
**February 2026 Forecast**



|  | Jan-2025      | Feb-2025      | Mar-2025      | Apr-2025      | May-2025      | Jun-2025      | Jul-2025      | Aug-2025      | Sep-2025      | Oct-2025      | Nov-2025      | Dec-2025      | Jan-2026      |
|--|---------------|---------------|---------------|---------------|---------------|---------------|---------------|---------------|---------------|---------------|---------------|---------------|---------------|
| <b>Individuals on Active Supervision</b> | <b>13,656</b> | <b>13,660</b> | <b>13,706</b> | <b>13,868</b> | <b>13,831</b> | <b>13,852</b> | <b>13,888</b> | <b>13,802</b> | <b>13,813</b> | <b>13,765</b> | <b>13,628</b> | <b>13,696</b> | <b>13,578</b> |
| Inactive Caseload                        | 11,582        | 11,544        | 11,443        | 11,268        | 11,226        | 11,246        | 11,160        | 11,175        | 11,127        | 11,029        | 11,147        | 11,100        | 11,058        |
| June 2025 Forecast                       |               |               |               |               | 13,989        | 14,029        | 14,047        | 14,075        | 14,088        | 14,107        | 14,112        | 14,128        | 14,163        |
| November 2025 Forecast                   |               |               |               |               |               |               |               |               |               | 13,846        | 13,834        | 13,864        | 13,882        |
| February 2026 Forecast                   |               |               |               |               |               |               |               |               |               |               |               |               | 13,737        |

Variance: (Actual vs. November 2025 Forecast) **81** **206** **168** **304**  
 Variance: (Actual vs. February 2026 Forecast) **159**

Community Supervision Caseload is reported as an end of month figure.

Report Current for the Month Ending: **Jan 2026**