

Drug Offender Sentencing Alternative

Combining Incarceration and Chemical Dependency Treatment

The DOC is the largest certified treatment agency in the State of Washington with services in over 47 certified facilities across Washington State located within prison facilities, field offices and community justice centers.

Treatment services include a structured curriculum to include cognitive behavioral interventions, education, group and individual counseling, Motivational Interviewing, recovery focused skill building, Therapeutic Communities, correcting criminal thinking errors, relapse prevention and management, gender specific trauma based therapy, and co-occurring disorders treatment. Entry and completion of treatment services increases the offenders' opportunity for change and reduces the likelihood of recidivism contributing to greater public safety.

Introduction

The Drug Offender Sentencing Alternative (DOSA) is designed to provide chemical dependency treatment and community supervision for addicted offenders who committed a drug crime or another crime that is related to an addiction in lieu of prison time. Only offenders without violent or sex offenses are eligible.

The goal of DOSA is to reduce or eliminate confinement time for offenders in exchange for full participation and completion of chemical dependency treatment and adherence to strict supervision requirements. Offenders can be sentenced to Prison DOSA or Residential DOSA options.

Offenders sentenced to the Prison option serve the initial part of their sentence in prison and the remainder of their sentence under community supervision. Prison DOSA offenders must complete treatment at the assessed level of care and can start treatment while in prison/work release before continuing treatment on community supervision. Those sentenced to the Residential option serve the entirety of their sentence under community supervision. These offenders are screened and then must complete at least 90 days of inpatient treatment.

Both DOSA sentencing options can be revoked if the offender fails to participate in chemical dependency treatment and comply with all other prison/community supervision and treatment requirements. Offenders who have greater treatment needs are required to complete additional treatment.



For more information

Dawn Williams
Substance Abuse Administrator
Department of Corrections
dawn.williams@doc.wa.gov



Visit our website at:
www.doc.wa.gov



Prison DOSA Option

Fiscal Year 2017

Causes[†]: 2,108

Offenders: 1,172

[†]Offenders can serve multiple causes in a single sentence

Demographics of DOSA and General Prison Population (GPP)

Fiscal Year 2017

	<u>DOSA</u>	<u>GPP*</u>
Gender:		
Male	84.0%	91.8%
Female	16.0%	8.2%
Age:		
Median	34	39
Youngest	18	16
Oldest	65	93
Race:		
White	74.4%	70.9%
Black	14.0%	18.3%
Other	11.6%	10.8%

Hispanic: 4.3% 13.5%

* Population as of 6/30/15

Number of Offenders by County of Conviction*

Fiscal Year 2017

King	222
Pierce	193
Spokane	133
Thurston.....	76
Snohomish	71
Yakima.....	54
Whatcom	52
Benton.....	48
Clark	28
Chelan	25

*10 counties with the most DOSA sentences are listed

Prison DOSA Option

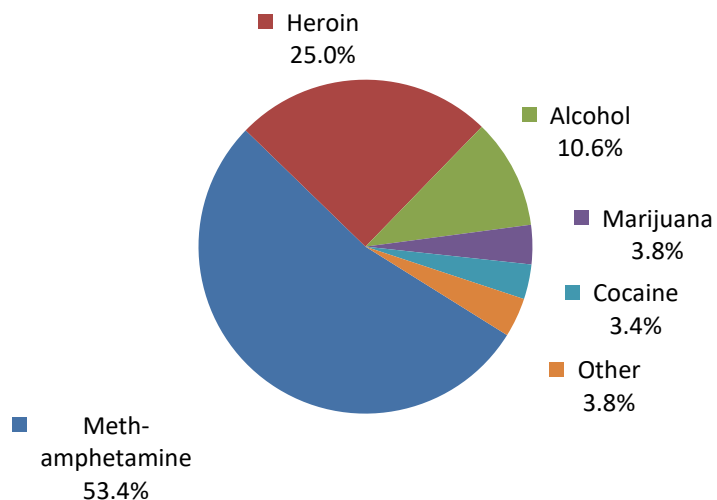
The Department’s policy requires DOSA offenders to receive the highest priority for prison and community based treatment programs. Those sentenced to Prison DOSA are targeted for chemical dependency treatment during the last 12-36 months of their time in prison/work release. In Fiscal Year 2017 there were 1,051 offenders released from prison on the Prison DOSA Option. The average length of the prison portion of their sentence was 19 months.

As of August 31, 2017 there were 1,691 offenders with the Prison DOSA Option that were serving the community supervision portion of their sentence. While completing the remainder of their sentence on community supervision, offenders continue to receive treatment. Failure to participate in treatment and adhere to supervision requirements may lead to a revocation of the DOSA.

Revocations

Of the 1107 offenders sentenced to Prison DOSA in fiscal year 2014, 603 (54.5%) have not had their sentences revoked by the Department. When the DOSA sentence is revoked, the offender is required to serve the remainder of his/her sentence in prison or jail. The location is based on the length of sentence remaining and the reason for revocation. Of the 504 sentences that were revoked, 32 were revoked while the offender was serving the prison portion of their sentence. The other revokes occurred while the offender was in the community. Seventeen percent of revokes were revoked because the offender committed a new crime, while the other 83% were revoked due to violations of sentencing requirements such as failure to complete chemical dependency treatment and the continuation of drug use. The average time served on a sentence before it was revoked was 24.3 months for those sentenced in fiscal year 2014.

Primary Substance Used by DOSA Offenders*



*Data reflects drug preference for offenders sentenced to Prison DOSA during FY17.

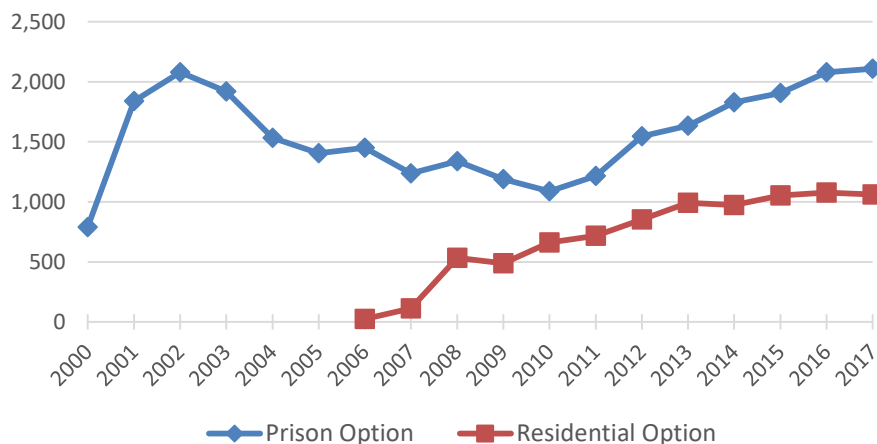
Residential DOSA Option

Beginning in October 2005, an enhanced sentencing alternative for eligible offenders became available allowing sentencing courts the option of imposing community based residential treatment in lieu of a prison sentence. The offender must agree to participate in the required chemical dependency treatment and abide by all other supervision requirements in order to serve the entirety of their sentence in the community. Failure to participate in treatment or adhere to supervision requirements may lead to a revocation of the DOSA.

Revocations

Of the 789 offenders sentenced to Residential DOSA in fiscal year 2014, 296 (38%) have not had their sentences revoked by the courts. When the DOSA sentence is revoked the offender is required to serve the remainder of his/her sentence in prison or jail. The location is based on the length of sentence remaining and the reason for revocation. The 493 sentences that were revoked, were revoked by the courts for either new crimes or violations of sentencing requirements. The average time on a sentence before it was revoked was 12.2 months for those sentenced in fiscal year 2014.

DOSA Sentences by Fiscal Year



Residential DOSA Option

Fiscal Year 2017

Causes[†]:.....1,061
 Offenders:.....846
[†]Offenders can serve multiple causes in a single sentence

Demographics of DOSA and General Residential Population (GRP)

	<u>DOSA</u>	<u>GRP</u>
Gender:		
Male	79.5%	84.1%
Female	20.5%	15.9%
Age:		
Median	34	37
Youngest	19	16
Oldest	80	96
Race:		
White	77.5%	76.7%
Black	10.9%	12.4%
Other	11.6%	10.9%
Hispanic:	3.6%	8.3%

Number of Offenders by County of Conviction*

Fiscal Year 2017

King.....227
 Spokane.....77
 Cowlitz.....53
 Benton.....49
 Chelan48
 Snohomish.....41
 Pierce37
 Clark28
 Whatcom.....28
 Franklin.....27

*10 counties with the most DOSA sentences are listed



Prison Drug Offender Sentencing Alternative (DOSA) - Fact Sheet Supplement

In Fiscal Year (FY) 2017, 823 offenders left the jurisdiction of the Department of Corrections (DOC) after serving a Prison (DOSA) sentence imposed by the courts. These sentences were imposed in 36 counties.

Prison DOSA

Sentences Ending in FY 2017

Causes[†]: 1,229

Offenders: 823

[†]Offenders can serve multiple causes on a single sentence

Completion Rate by County*

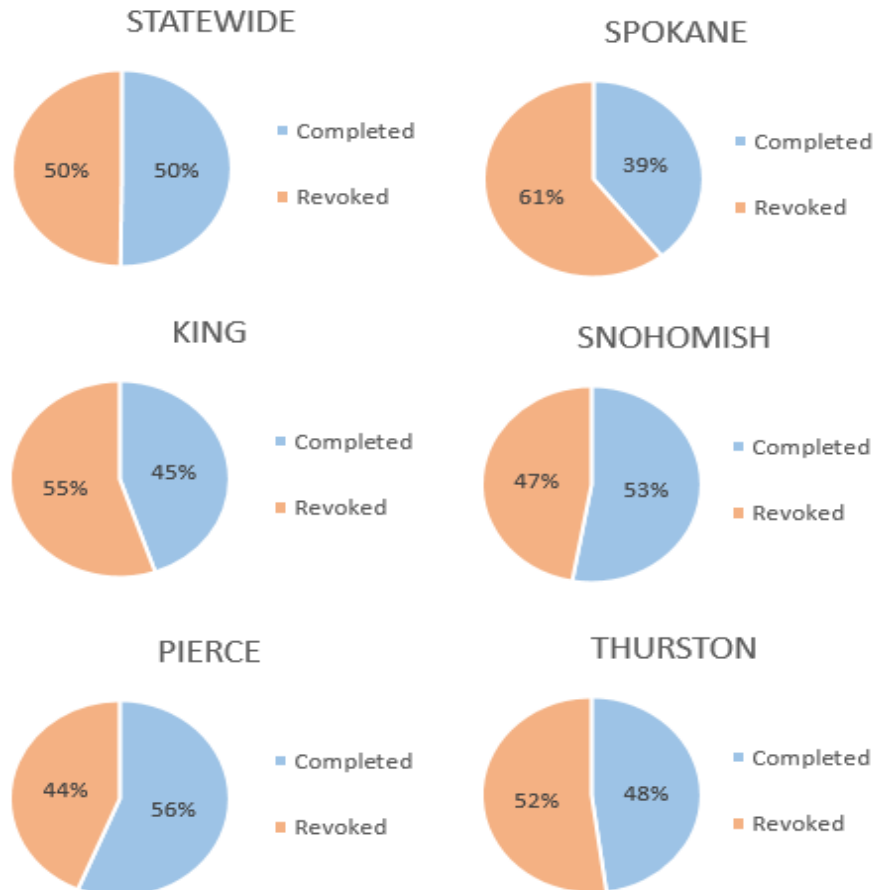
Sentences Ending in FY 2017

STATEWIDE	50.2%	823
GRAYS HARBOR	81.8%	11
WALLA WALLA	72.7%	11
LEWIS	66.7%	9
CHELAN	65.4%	26
FRANKLIN	60.0%	5
JEFFERSON	60.0%	5
CLARK	59.3%	27
YAKIMA	57.8%	45
DOUGLAS	57.1%	7
PIERCE	56.3%	112
GRANT	55.6%	18
SNOHOMISH	52.8%	53
BENTON	51.9%	27
ISLAND	50.0%	8
KITSAP	50.0%	16
MASON	50.0%	12
THURSTON	47.8%	46
KING	44.8%	210
COWLITZ	44.4%	18
SPOKANE	39.3%	89
WHATCOM	37.9%	29
ASOTIN	33.3%	6
CLALLAM	33.3%	9

*County of conviction, only counties with 5 or more Prison DOSA offenders are listed (13 counties excluded)

Revocations

Statewide, 50.2% of offenders released from DOC jurisdiction in FY 2017 completed their Prison DOSA sentence. Only 23 offenders (2.8%) had their DOSA sentence revoked while serving the prison portion of their sentence. All other offenders were serving the community supervision portion of their sentence when their sentence was revoked. For counties with five or more DOSA offenders, the completion rate varied from 33.3% in Clallam County to 81.8% in Grays Harbor County. Below are charts showing the statewide completion rate and five select counties.





Residential Drug Offender Sentencing Alternative (DOSA) - Fact Sheet Supplement

In Fiscal Year (FY) 2017, 691 offenders left the jurisdiction of the Department of Corrections (DOC) after serving a Residential DOSA sentence imposed by the courts. These sentences were imposed in 36 counties.

Revocations

Statewide, 39.2% of offenders released from DOC jurisdiction in FY 2017 completed their Residential DOSA sentence successfully. For counties with five or more DOSA offenders, the completion rate varied from 19.4% in Yakima County to 100% in Ferry County. Below are charts showing the statewide completion rate and five select counties.

Residential DOSA

Sentences Ending in FY17

Causes[†]:.....857

Offenders:.....691

[†]Offenders can serve multiple causes on a single sentence

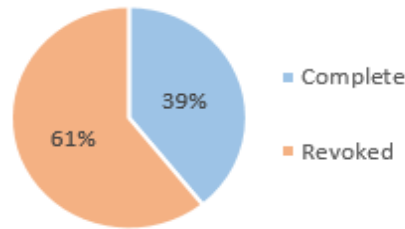
Completions by County*

Sentences Ending in FY17

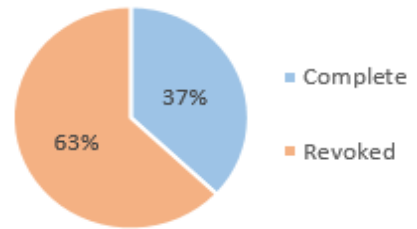
STATEWIDE	691	39.2%
FERRY	7	100.0%
PIERCE	5	60.0%
COWLITZ	28	53.6%
CLARK	38	50.0%
FRANKLIN	6	50.0%
GRANT	26	46.2%
BENTON	36	44.4%
WHATCOM	23	43.5%
KING	169	41.4%
CLALLAM	29	41.4%
LEWIS	22	40.9%
MASON	22	40.9%
SNOHOMISH	73	37.0%
SPOKANE	81	32.1%
CHELAN	25	32.0%
STEVENS	10	30.0%
GRAYS		
HARBOR	19	26.3%
WALLA WALLA	8	25.0%
ASOTIN	9	22.2%
KITSAP	5	20.0%
YAKIMA	31	19.4%

*County of conviction, only counties with 5 or more Residential DOSA offenders are listed (14 counties excluded)

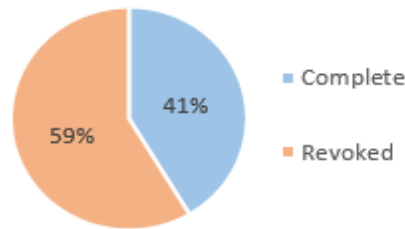
STATEWIDE



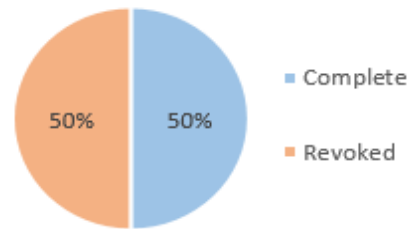
SNOHOMISH



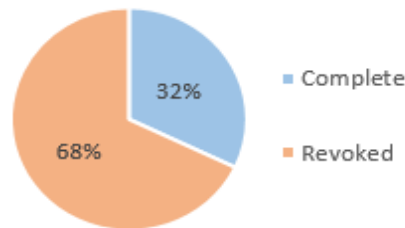
KING



CLARK



SPOKANE



BENTON

