



Correctional Industries Commissary

Food and Beverage Nutritional Information

Recommended Nutritional Guidelines

*Your daily values may be higher or lower depending on your calorie and nutrient needs. Nutrient values are estimated based on the RDAs for 2,000 and 2,500 calorie diets.

	Calories	2,000	2,500
Total Fat	Less Than	65g	80g
Saturated Fat	Less Than	20g	25g
Cholesterol	Less Than	300mg	300mg
Calcium		1,300mg	1,300mg
Protein (10-20% of daily calories)		50g - 100g	63g - 126g
Iron		8mg	8mg
Sodium	Less Than	2,300mg	2,300mg
Potassium		4,700mg	4,700mg
Total Carbohydrate		300g	375g
Dietary Fiber		25g	30g
Sugar	Less Than	50g	62g

All of our products follow the Nutrition Facts regulations set forth by the U.S. Food and Drug Administration. Under these regulations, some product packaging is not required to include nutritional information, as the nutrients are considered to be 'insignificant' if it has <1 gram of carbohydrates, dietary fiber, and protein per serving, if all nutrients required in Nutrition Facts can be declared as zero, and if no nutrition claims are made on the label.

Table of Contents

- 1 Nutrition Facts Information Sheet
- 3 Better / Best Definitions

Boost your energy

With Best Choice and Better Choice commissary items

Items **bold** and with a **Best Choice** ☀ symbol on commissary lists meet healthier calorie, sodium, sugar, fat, and whole grain standards.

Check serving size and number of servings

- Nutrition Facts Label information is based on one serving but many packages contain more.

Nutrition Facts

Serving Size 1 package (272g)
Servings Per Container 1

Amount Per Serving			
Calories 300		Calories from Fat 45	
		% Daily Value*	
Total Fat 5g			8%
Saturated Fat 1.5g			8%
Trans Fat 0g			
Cholesterol 30mg			10%
Sodium 430mg			18%
Total Carbohydrate 55g			18%
Dietary Fiber 6g			24%
Sugars 23g			
Protein 14g			
Vitamin A			80%
Vitamin C			35%
Calcium			6%
Iron			15%

*Percent Daily Values are based on a 2,000 calorie diet. Your Daily Values may be higher or lower depending on your calorie needs:

	Calories:	2,000	2,500
Total Fat	Less than	65g	80g
Saturated Fat	Less than	20g	25g
Cholesterol	Less than	300mg	300mg
Sodium	Less than	2,400mg	2,400mg
Total Carbohydrate		300g	375g
Dietary Fiber		25g	30g

Reduce sodium for health

- Eating less sodium can decrease high blood pressure.
- Limit sodium to 2,300 mg or less per day (talk to your health care provider about recommended levels if you have health conditions).

Eat more dietary fiber

- Dietary fiber is in many foods, like fruits, vegetables, beans, nuts, and whole grains.
- Whole grains can help with weight management.
- Whole grains include brown rice, rolled oats, and any packaged food that lists whole before the grain in the ingredient list (for example, whole wheat vs. wheat).

Look at sugars

- Sugars are found naturally in many nutritious foods and beverages, and they are also added to foods and beverages for taste texture and preservation.
- Consuming less added sugars can help prevent and control diabetes.
- Added sugars hide in packaged foods under many names, including corn syrup and fructose.

INGREDIENTS: WHOLE WHEAT PASTA, WATER, WHOLE WHEAT FLOUR, COOKED WHITE MEAT CHICKEN (WHITE MEAT CHICKEN, WATER, MODIFIED TAPIOCA STARCH, CHICKEN FLAVOR [DRIED CHICKEN BROTH, CHICKEN POWDER, NATURAL FLAVOR], CARRAGEENAN, WHEY PROTEIN CONCENTRATE, SOYBEAN OIL, CORN SYRUP SOLIDS, SODIUM PHOSPHATE, SALT), WATER, CARROTS, GREEN BEANS, APPLE JUICE CONCENTRATE, DRIED CRANBERRIES (CRANBERRIES, SUGAR, SUNFLOWER OIL), APPLES (APPLES, CITRIC ACID, SALT, WATER), CONTAINS 2% OR LESS OF: BUTTER (CREAM, SALT), MODIFIED CORNSTARCH, CHICKEN BROTH, ORANGE JUICE CONCENTRATE, APPLE CIDER VINEGAR, SUGAR, SOYBEAN OIL, SEA SALT, GINGER PUREE (GINGER, WATER, CITRIC ACID), YEAST EXTRACT, SPICES, LEMON JUICE CONCENTRATE, CITRIC ACID.

Look for these BEST CHOICE Commissary items

Best Choice Foods

- Baked Goldfish Crackers
- Brown Rice
- Corn Flakes
- Corn Nuts
- Corn Tortillas
- Cranberry Almond Delight
- Creamy Peanut Butter
- Crunchy Peanut Butter
- Dehydrated Mushrooms
- Dehydrated Tomatoes w/ Green Chilies
- Dehydrated Vegetables
- Power Snack Beef Stick
- Power Snack Turkey Stick
- Frosted Shredded Wheat
- Fruit & Nut Granola Bar
- Instant Oatmeal
- Mixed Nuts
- Oat & Honey Granola Bar
- OvaEasy Eggs
- Pink Salmon
- Raw Almonds
- Rolled Oats
- Shredded Wheat
- Unsalted Cashews
- Unsalted Peanuts
- Walnuts
- Zee Zee's Bars

Best Choice Beverages

- Chamomile Tea
- Bigelow Green Tea
- Bigelow Herbal Tea (Assorted)
- Decaf Keefe Coffee
- Folgers Coffee
- Instant Milk
- Keefe Coffee
- Kirkland Sparkling Water
- Black Tea
- Tasters Choice Coffee
- V-8 Original
- Vita Rain Zero Water

Best Choice Condiments & Spices

- Chili Powder
- Curry Powder
- Minced Garlic
- Garlic Powder
- Ground Cinnamon
- Ground Ginger
- Honey
- Lemon Juice Packets
- Lemon Pepper
- Minced Onion
- Mrs. Dash Chipotle
- Red peppers (flakes)

Better and Best Definitions

FOOD

To qualify as a **Best Choice**, the food must:

- Be a grain product that contains 50% or more whole grains by weight (have a whole grain as the first ingredient); OR
- Have a fruit, vegetable, dairy product, or protein food as the first ingredient; OR
- Be a combination food that contains at least ¼ cup of fruit and/or vegetable; AND

The food must also meet the nutrient guidelines for calories, sodium, sugar, and fats *per serving*:

NUTRIENT	SNACK	ENTRÉE
Calories	200 or less	350 or less
Sodium	200 mg or less	480 mg or less
Total Fat	35% of calories or less	
Saturated Fat	Less than 10% of calories	
Trans Fat	Zero grams	
Sugar	35% by weight or less of total sugars	

EXEMPTIONS

Some foods are exempt from specific nutrient guidelines:

- Exempt from all nutrient guidelines: fresh and frozen fruits and vegetables with no added ingredients; canned fruits packed in 100% juice or light syrup with no added ingredients except water; canned vegetables with no salt added/low sodium and no added fat
- Exempt from only total and saturated fat guidelines: reduced fat and part skim mozzarella, nuts, seeds, or nuts/seed butters, whole eggs with no added fat
- Exempt from only total fat guideline: seafood with no added fat (e.g. canned tuna packed in water)
- Exempt from only sugar guideline: dried fruits with no added sugars; dried cranberries, cherries, or blueberries sweetened only for processing with no added fats
- Exempt from total fat, saturated fat, and sugar guidelines: trail mix of only dried fruits and nuts and/or seeds with no added sugars or fats

To qualify as a **Better Choice**, the food item must:

- Be a grain product that contains 50% or more whole grains by weight (have a whole grain as the first ingredient); OR
- Have a fruit, vegetable, dairy product, or protein food as the first ingredient; OR
- Be a combination food that contains at least ¼ cup of fruit and/or vegetable; AND

The food must also meet all but ONE of the nutrient guidelines for calories, sodium, sugar, and fats *per serving*.

NUTRIENT	SNACK	ENTRÉE
Calories	200 or less	350 or less
Sodium	200 mg or less	480 mg or less
Total Fat	35% of calories or less	
Saturated Fat	Less than 10% of calories	
Trans Fat	Zero grams	
Sugar	35% by weight or less of total sugars	

EXEMPTIONS

Items labeled “Reduced” or “Less Sodium” are allowable and do not have to meet whole grain, fruit, vegetable, dairy product or protein food requirement.

CONDIMENTS, SPICES, AND HERBS

BEST CHOICE

Herbs, spices, spice blends, and condiments with no added fats, sugar, or salt.

BETTER CHOICE

Herbs, spices, spice blends, and condiments that meet the following nutrient guidelines per serving:

Sodium	140 mg or less
Sugar	35% by weight or less of total sugars

BEVERAGES

To qualify as a **Best Choice**, the beverage must be:

Plain or carbonated water (any size)

Flavored or Unflavored 1% milk (up to 12 fl. Oz.)

Flavored or unflavored non-fat milk and milk alternatives (e.g. Soy or Almond Milk) (up to 12 fl. Oz.)

100% fruit juice with no added sugars; can be diluted with plain or carbonated water (up to 12 fl. Oz.)

To qualify as a **Better Choice**, the beverage must be:

Low calorie with no more than 60 calories per container (up to 12 fl. Oz.)

No-calorie with no more than 10 calories per container (up to 20 fl. Oz.)

DEFINITIONS

Added sugars: (U.S. Food and Drug Administration (FDA) definition) Sugars that are either added during the processing of foods (or are packaged as such) and contain sugars (free, mono- and disaccharides); Sugars from syrups and honey; Sugars from concentrated fruit or vegetable juices in excess of 100% same volume type expectations.

FDA-recognized examples include: agave syrup, anhydrous dextrose, brown sugar, brown sugar syrup, confectioner's powdered sugar, corn syrup, corn syrup solids, dextrin, dextrose, evaporated cane choice, fructose, high-fructose corn syrup (HFCS), honey, invert sugar, lactose, malt syrup, maltose, maple syrup, molasses, nectars (peach, pear), pancake syrup, raw sugar, sucrose, sugar, white granulated sugar.

Entrée: the main course of a meal that has a combination of:

- Meat/meat alternate + whole grain-rich food; OR
- Vegetable + meat/meat alternate; OR
- Fruit + meat/meat alternate; OR
- Meat/meat alternate alone, except for meat snacks (e.g. beef jerky), yogurt, cheese, nuts, seeds, and nut or seed butters; OR
- A grain only (must be whole grain to meet Best Choice)

Meat Alternate: products that do not contain meat and can be a protein source (for example: nut butters or tofu products).

Beverages

5302 Instant Milk

Best Choice



Nutrition Facts Per Serving					
Serving Size	1/3 cups (240 ml)	Calories	80	Calories from Fat	0
Servings per Container	about 12				
% Daily Value*		% Daily Value*			
Total Fat (0 g)	0%	Vitamin A	10%		
Saturated Fat (0 g)	0%	Thiamine (B1)	6%		
Trans Fat (0 g)		RiboFlavin (B2)	25%		
Cholesterol (5 mg)	2%	Vitamin B6	6%		
Sodium (125 mg)	5%	Vitamin B12	20%		
Potassium (390 mg)	11%	Vitamin C	0%		
Total Carbohydrates (12 g)	4%	Vitamin D	25%		
Dietary Fiber (0 g)	0%	Calcium	60%		
Total Sugars (12 g)		Iron	0%		
Protein (8 g)		Pantothenic Acid	15%		
*Percent Daily Values are based on a 2,000 calorie diet. Your daily values may be higher or lower depending on your calorie needs.		Phosphorous	25%		
		Magnesium	6%		

Ingredients / Allergens:

NONFAT MILK, VITAMIN A PALMITATE, VITAMIN D3.

7001 Diet 7 UP

Better Choice



Nutrition Facts Per Serving					
Serving Size	1 bottle (20 oz)	Calories	0	Calories from Fat	0
Servings per Container	1				
% Daily Value*		% Daily Value*			
Total Fat (0 g)	0%				
Sodium (75 mg)	3%				
Total Carbohydrates (0 g)	0%				
Protein (0 g)					
*Percent Daily Values are based on a 2,000 calorie diet. Your daily values may be higher or lower depending on your calorie needs.					

Ingredients / Allergens:

FILTERED CARBONATED WATER. Contains 2% or less of Each of the Following: CITRIC ACID, POTASSIUM CITRATE, POTASSIUM BENZOATE (PROTECTS FLAVOR), ASPARTAME, ACESULFAME POTASSIUM, CALCIUM DISODIUM EDTA (PROTECTS FLAVOR), PHENYLKETONURICS: CONTAINS: PHENYLALANINE.

7002 RC Cola

Limited



Nutrition Facts Per Serving				
Serving Size	1 bottle (20 oz)	Calories	270	Calories from Fat
Servings per Container	1			
% Daily Value*				
Total Fat (0 g)			0%	
Sodium (70 mg)			3%	
Total Carbohydrates (72 g)			24%	
Total Sugars (70 g)				
Protein (0 g)				
*Percent Daily Values are based on a 2,000 calorie diet. Your daily values may be higher or lower depending on your calorie needs.				

Ingredients / Allergens:

CARBONATED WATER, HIGH FRUCTOSE CORN SYRUP, CARAMEL COLOR, PHOSPHORIC ACID, CAFFIENE, NATURAL FLAVORS, ACACIA GUM.

7003 A & W Cream Soda

Limited



Nutrition Facts Per Serving				
Serving Size	1 bottle (20 oz)	Calories	290	Calories from Fat
Servings per Container	1			
% Daily Value*				
Total Fat (0 g)			0%	
Sodium (115 mg)			5%	
Total Carbohydrates (77 g)			26%	
Total Sugars (76 g)				
Protein (0 g)				
*Percent Daily Values are based on a 2,000 calorie diet. Your daily values may be higher or lower depending on your calorie needs.				

Ingredients / Allergens:

CARBONATED WATER, HIGH FRUCTOSE CORN SYRUP, SODIUM BENZOATE (PRESERVATIVE), CARAMEL COLOR, CITRIC ACID, YUCCA EXTRACT, NATURAL AND ARTIFICIAL FLAVORS.

7004 Dr. Pepper

Limited



Nutrition Facts Per Serving				
Serving Size	1 bottle (20 oz)	Calories	250	Calories from Fat
Servings per Container	1			
% Daily Value*				
Total Fat (0 g)			0%	
Sodium (100 mg)			4%	
Total Carbohydrates (66 g)			22%	
Total Sugars (64 g)				
Protein (0 g)				
*Percent Daily Values are based on a 2,000 calorie diet. Your daily values may be higher or lower depending on your calorie needs.				

Ingredients / Allergens:

CARBONATED WATER, HIGH FRUCTOSE CORN SYRUP, CAMEL COLOR, PHOSPHORIC ACID, NATURAL AND ARTIFICIAL FLAVORS, SODIUM BENZOATE (PRESERVATIVE), CAFFIENE.

7006 A&W Root Beer

Limited



Nutrition Facts Per Serving				
Serving Size	1 bottle (20 oz)	Calories	290	Calories from Fat
Servings per Container	1			
% Daily Value*				
Total Fat (0 g)			0%	
Sodium (135 mg)			6%	
Total Carbohydrates (78 g)			26%	
Total Sugars (75 g)				
Protein (0 g)				
*Percent Daily Values are based on a 2,000 calorie diet. Your daily values may be higher or lower depending on your calorie needs.				

Ingredients / Allergens:

CARBONATED WATER, HIGH FRUCTOSE CORN SYRUP, CAMEL COLOR, SODIUM BENZOATE) PRESERVATIVE), NATURAL AND ARTIFICIAL FLAVORS, QUILLAIA EXTRACT.

7007 Sunkist Orange

Limited



Nutrition Facts Per Serving				
Serving Size	1 bottle (20 oz)	Calories	270	Calories from Fat
Servings per Container	1			
% Daily Value*				
Total Fat (0 g)			0%	
Sodium (115 mg)			5%	
Total Carbohydrates (74 g)			25%	
Total Sugars (72 g)				
Protein (0 g)				
*Percent Daily Values are based on a 2,000 calorie diet. Your daily values may be higher or lower depending on your calorie needs.				

Ingredients / Allergens:

CARBONATED WATER, HIGH FRUCTOSE CORN SYRUP, CITRIC ACID, SODIUM BENZOATE (PRESERVATIVE), MODIFIED FOOD STARCH, NATURAL FLAVORS, CAFFIENE, ESTER GUM, YELLOW 6, RED 40.

7009 Diet Dr. Pepper

Better Choice




Nutrition Facts Per Serving				
Serving Size	1 bottle (20 oz)	Calories	0	Calories from Fat
Servings per Container	1			0
% Daily Value*				
Total Fat (0 g)			0%	
Sodium (100 mg)			4%	
Total Carbohydrates (0 g)			0%	
Protein (0 g)				
*Percent Daily Values are based on a 2,000 calorie diet. Your daily values may be higher or lower depending on your calorie needs.				

Ingredients / Allergens:

CARBONATED WATER, CARAMEL COLOR, SODIUM BENZOATE (PRESERVATIVE), ASPARTAME, ACESULFAME POTASSIUM, NATURAL AND ARTIFICIAL FLAVORS, MALIC ACID, QUILLAIA EXTRACT.

7010 Diet A&W Root Beer

Better Choice



Nutrition Facts Per Serving					
Serving Size	1 bottle (20 oz)	Calories	0	Calories from Fat	0
Servings per Container	1				
% Daily Value*					
Total Fat (0 g)			0%		
Sodium (190 mg)			8%		
Total Carbohydrates (0 g)			0%		
Total Sugars (0 g)					
Added Sugars (0 g)			0%		
Protein (0 g)					
*Percent Daily Values are based on a 2,000 calorie diet. Your daily values may be higher or lower depending on your calorie needs.					

Ingredients / Allergens:

CARBONATED WATER, CARAMEL COLOR, SODIUM BENZOATE (PRESERVATIVE), ASPARTAME, ACESULFAME POTASSIUM, NATURAL AND ARTIFICIAL FLAVORS, MALIC ACID, QUILLAIA EXTRACT. PHENYLKETONURICS: CONTAINS: PHENYLALANINE.

7011 Ginger Ale

Limited



Nutrition Facts Per Serving					
Serving Size	1 bottle (20 oz)	Calories	230	Calories from Fat	
Servings per Container	1				
% Daily Value*					
Total Fat (0 g)			0%		
Sodium (80 mg)			3%		
Total Carbohydrates (60 g)			20%		
Total Sugars (59 g)					
Protein (0 g)					
*Percent Daily Values are based on a 2,000 calorie diet. Your daily values may be higher or lower depending on your calorie needs.					

Ingredients / Allergens:

CARBONATED WATER, HIGH FRUCTOSE CORN SYRUP, CITRIC ACID, SODIUM BENZOATE (PRESERVATIVE), NATURAL FLAVORS, CARAMEL COLOR.

7013 7-Up

Limited



Nutrition Facts Per Serving				
Serving Size	1 bottle (20 oz)	Calories	240	Calories from Fat
Servings per Container	1			
% Daily Value*				
Total Fat (0 g)	0%			
Sodium (70 mg)	3%			
Total Carbohydrates (64 g)	21%			
Total Sugars (63 g)				
Protein (0 g)				
*Percent Daily Values are based on a 2,000 calorie diet. Your daily values may be higher or lower depending on your calorie needs.				

Ingredients / Allergens:

FILTERED CARBONATED WATER, HIGH FRUCTOSE CORN SYRUP, CITRIC ACID, POTASSIUM CITRATE, NATURAL FLAVORS, CALCIUM DISODIUM EDTA (To Protect Flavor).

7015 Kirkland Sparkling Water

Best Choice

Package Flavor: **Black Raspberry**



Nutrition Facts Per Serving				
Serving Size	1 bottle (503 ml)	Calories	0	Calories from Fat
Servings per Container	1			
% Daily Value*		% Daily Value*		
Total Fat (0 g)	0%	Niacin (B3) (1.6 mg)		10%
Sodium (0 mg)	0%	Vitamin B6 (0.17 mg)		10%
Total Carbohydrates (0 g)	0%	Vitamin B12 (0.24 mcg)		10%
Protein (0 g)		Vitamin D (2 IU)		10%
*Percent Daily Values are based on a 2,000 calorie diet. Your daily values may be higher or lower depending on your calorie needs.		Pantothenic Acid (0.5 mg)		10%

Ingredients / Allergens:

CARBONATED WATER, CONTAINS <2% OF: GREEN TEA, VITAMIN D3, NIACIN, CALCIUM PANTOTHENATE, PYRIDOXINE HYDROCHLORIDE, BIOTIN, VITAMIN B12, NATURAL FLAVORS, MALIC ACID, SUCRALOSE, RED 40, BLUE 1, POTASSIUM BENZOATE

7015 Kirkland Sparkling Water

Best Choice

Package Flavor: Kiwi Strawberry



Nutrition Facts Per Serving				
Serving Size	1 bottle (503 ml)	Calories	0	Calories from Fat
Servings per Container	1			
% Daily Value*		% Daily Value*		
Total Fat (0 g)	0%	Niacin (B3) (1.6 mg)		10%
Sodium (0 mg)	0%	Vitamin B6 (0.17 mg)		10%
Total Carbohydrates (0 g)	0%	Vitamin B12 (0.24 mcg)		10%
Protein (0 g)	0%	Vitamin D (2 IU)		10%
*Percent Daily Values are based on a 2,000 calorie diet. Your daily values may be higher or lower depending on your calorie needs.		Pantothenic Acid (0.5 mg)		10%

Ingredients / Allergens:

CARBONATED WATER, CONTAINS <2% OF: GREEN TEA, VITAMIN D3, NIACIN, CALCIUM PANTOTHENATE, PYRIDOXINE HYDROCHLORIDE, BIOTIN, VITAMIN B12, NATRUAL FLAVORS, SUCRALOSE, CITRIC ACID, ARABIC GUM, ESTER GUM, YELLOW 5, BLUE 1, POTASSIUM BENZOATE.

Package Flavor: Orange Mango



Nutrition Facts Per Serving				
Serving Size	1 bottle (503 ml)	Calories	0	Calories from Fat
Servings per Container	1			
% Daily Value*		% Daily Value*		
Total Fat (0 g)	0%	Niacin (B3) (1.6 mg)		10%
Sodium (0 mg)	0%	Vitamin B6 (0.2 mg)		10%
Total Carbohydrates (0 g)	0%	Vitamin B12 (0.24 mcg)		10%
Protein (0 g)	0%	Vitamin D (2 IU)		10%
*Percent Daily Values are based on a 2,000 calorie diet. Your daily values may be higher or lower depending on your calorie needs.		Pantothenic Acid (0.5 mg)		10%

Ingredients / Allergens:

CARBONATED WATER, CONTAINS <2% OF: GREEN TEA, VITAMIN D3, NIACIN, CALCIUM PANTOTHENATE, PYRIDOXINE HYDROCHLORIDE, BIOTIN, VITAMIN B12, NATRUAL FLAVORS, SUCRALOSE, CITRIC ACID, ARABIC GUM, ESTER GUM, YELLOW 6, YELLOW 5, POTASSIUM BENZOATE.

7023 Vita Rain Zero Water, 20 oz

Best Choice

Package Flavor: Acai Blueberry Pomegranate



Nutrition Facts Per Serving					
Serving Size	8 ounces (240 ml)	Calories	0	Calories from Fat	0
Servings per Container	2.5				
% Daily Value*		% Daily Value*			
Total Fat (0 g)	0%	Vitamin A	10%		
Sodium (0 mg)	0%	Niacin (B3)	6%		
Total Carbohydrates (1 g)	0%	Vitamin B6	6%		
Total Sugars (0 g)		Vitamin B12	6%		
Protein (0 g)		Vitamin C	100%		
*Percent Daily Values are based on a 2,000 calorie diet. Your daily values may be higher or lower depending on your calorie needs.		Vitamin D	25%		
		Vitamin E	25%		
		Folate	10%		
		Pantothenic Acid	6%		
		Magnesium	4%		
		Zinc	10%		

Ingredients / Allergens:

WATER, NATURAL FLAVOR, CITRIC ACID, CARROT AND BLUEBERRY JUICE COLOR, SUCRALOSE, ASCORBIC ACID (VITAMIN C), ACESULFAME POTASSIUM, MAGNESIUM SULFATE, VITAMIN E (ACETATE), NIACINAMIDE (B3), ZINC SULFATE, CALCIUM PANTOTHENATE (B5), VITAMIN A (PALMITATE), PYRIDOXINE HYDROCHLORIDE (B6), FOLIC ACID, CHROMIUM CHLORIDE, VITAMIN D3, CYANOCOBALAMIN (B12).

Package Flavor: Dragon Fruit



Nutrition Facts Per Serving					
Serving Size	8 ounces (240 ml)	Calories	0	Calories from Fat	0
Servings per Container	2.5				
% Daily Value*		% Daily Value*			
Total Fat (0 g)	0%	Niacin (B3)	15%		
Sodium (0 mg)	0%	Vitamin B6	15%		
Potassium (5 mg)	0%	Vitamin B12	35%		
Total Carbohydrates (0 g)	0%	Vitamin C	100%		
Protein (0 g)		Pantothenic Acid	15%		
*Percent Daily Values are based on a 2,000 calorie diet. Your daily values may be higher or lower depending on your calorie needs.		Zinc	10%		
		Chromium	40%		
		Taurine (10 mg)			

Ingredients / Allergens:

WATER, NATURAL FLAVOR (DRAGON FRUIT EXTRACT), CITRIC ACID, SUCRALOSE, ASCORBIC ACID (VITAMIN C), TAURINE, ACESULFAME POTASSIUM, CALCIUM LACTATE, MONOPOTASSIUM PHOSPHATE (ELECTROLYTE), NIACINAMIDE (B3), MAGNESIUM LACTATE (ELECTROLYTE), PANTOTHENIC ACID (B5), ZINC PICOLINATE, PYRIDOXINE HYDROCHLORIDE (B6), CHROMIUM NICOTINATE, CYANOCOBALAMIN (B12).

7023 Vita Rain Zero Water, 20 oz

Best Choice

Package Flavor: Lemonade



Nutrition Facts Per Serving			
Serving Size	1 bottle (591 ml)	Calories	0
Servings per Container	1	Calories from Fat	0
% Daily Value*		% Daily Value*	
Total Fat (0 g)	0%	Vitamin A (135 IU)	15%
Sodium (0 mg)	0%	Niacin (B3) (1.3 mg)	8%
Total Carbohydrates (0 g)	0%	Vitamin B6 (0.14 mg)	8%
Protein (0 g)		Vitamin B12 (1.2 mcg)	50%
*Percent Daily Values are based on a 2,000 calorie diet. Your daily values may be higher or lower depending on your calorie needs.		Vitamin C (189 mg)	210%
		Vitamin E (1.5 IU)	10%
		Folate (40 mcg)	10%
		Pantothenic Acid (0.4 mg)	8%
		Magnesium (17 mg)	4%
		Zinc (1 mg)	10%

Ingredients / Allergens:

PURIFIED WATER, Contains less than 2% of, CITRIC ACID, ASCORBIC ACID (VITAMIN C), NATURAL FLAVOR, GUM ARABIC, GLYCEROL ESTER OF ROSIN, MAGNESIUM LACTATE, VITAMIN A PALMITATE, VITAMIN E ACETATE, ZINC GLUCONATE, NIACINAMIDE (B3), CYANOCOBALAMIN (B12), CALCIUM PANTOTHENATE (B5), PYRIDOXINE HYDROCHLORIDE (B6), FOLIC ACID, SUCRALOSE, ACESULFAME POTASSIUM.

Package Flavor: Tropical Mango



Nutrition Facts Per Serving			
Serving Size	8 ounces (240 ml)	Calories	0
Servings per Container	2.5	Calories from Fat	0
% Daily Value*		% Daily Value*	
Total Fat (0 g)	0%	Vitamin B6	100%
Sodium (0 mg)	0%	Vitamin B12	110%
Total Carbohydrates (1 g)	0%	Vitamin C	150%
Protein (0 g)		Pantothenic Acid	100%
*Percent Daily Values are based on a 2,000 calorie diet. Your daily values may be higher or lower depending on your calorie needs.		Zinc	30%
		Chromium	30%

Ingredients / Allergens:

WATER. Contains 2% or less of: CITRIC ACID, ASCORBIC ACID (VITAMIN C), SUCRALOSE, NATURAL FLAVORS, CALCIUM PANTOTHENATE (B5), GUM ARABIC, ZINC GLUCONATE, ESTER GUM, PYRIDOXINE HYDROCHLORIDE (B6), BETA CAROTENE (FOR COLOR), CHROMIUM, CYANOCOBALAMIN (B12), ACESULFAME POTASSIUM.

7033 Squirt

Limited



Nutrition Facts Per Serving			
Serving Size	1 bottle (20 oz)	Calories	240
Servings per Container	1	Calories from Fat	
% Daily Value*			
Total Fat (0 g)	0%		
Sodium (80 mg)	3%		
Total Carbohydrates (64 g)	21%		
Total Sugars (63 g)			
Protein (0 g)			
*Percent Daily Values are based on a 2,000 calorie diet. Your daily values may be higher or lower depending on your calorie needs.			

Ingredients / Allergens:

CARBONATED WATER, HIGH FRUCTOSE CORN SYRUP. Contains 2% or less of: GRAPEFRUIT JUICE CONCENTRATE, NATURAL FLAVORS, CITRIC ACID, MODIFIED CORN STARCH, ESTER GUM, SODIUM BENZOATE (PRESERVATIVE), CALCIUM DISODIUM EDTA (To Protect Flavor).

7036 V8 Original

Best Choice



Nutrition Facts Per Serving			
Serving Size	1 bottle (12 oz)	Calories	70
Servings per Container	1	Calories from Fat	0
% Daily Value*		% Daily Value*	
Total Fat (0 g)	0%	Vitamin A	60%
Saturated Fat (0 g)	0%	Vitamin C	170%
Trans Fat (0 g)		Calcium	4%
Cholesterol (0 mg)	0%	Iron	4%
Sodium (920 mg)	38%		
Potassium (640 mg)	18%		
Total Carbohydrates (14 g)	5%		
Dietary Fiber (3 g)	12%		
Total Sugars (9 g)			
Protein (2 g)			
*Percent Daily Values are based on a 2,000 calorie diet. Your daily values may be higher or lower depending on your calorie needs.			

Ingredients / Allergens:

RECONSTITUTED VEGETABLE JUICE BLEND (WATER AND CONCENTRATED JUICES OF TOMATOES, CARROTS, CELERY, BEETS, PARSLEY, LETTUCE, WATERCRESS, SPINACH). Contains 2% or less of: SALT, VITAMIN C (ASCORBIC ACID), NATURAL FLAVORING, CITRIC ACID.

7054 Orange Drink

Limited



Nutrition Facts Per Serving					
Serving Size	2 tablespoons (31 g)	Calories	120	Calories from Fat	0
Servings per Container	about 10				
% Daily Value*		% Daily Value*			
Total Fat (0 g)	0%	Vitamin A		0%	
Saturated Fat (0 g)	0%	Vitamin C		100%	
Trans Fat (0 g)		Calcium		10%	
Cholesterol (0 mg)	0%	Iron		0%	
Sodium (50 mg)	2%				
Total Carbohydrates (29 g)	10%				
Dietary Fiber (0 g)	0%				
Total Sugars (28 g)					
Protein (0 g)					
*Percent Daily Values are based on a 2,000 calorie diet. Your daily values may be higher or lower depending on your calorie needs.					

Ingredients / Allergens:

SUGAR, MALTODEXTRIN, CITRIC ACID, MONOCALCIUM PHOSPHATE, ARTIFICIAL FLAVORS, SODIUM CITRATE, SILICON DIOXIDE (ANTI-CAKING AGENT), CARBOXYMETHYLCELLULOSE GUM, ASCORBIC ACID (VITAMIN C), TITANIUM DIOXIDE (FOR COLOR), YELLOW 5 LAKE, YELLOW 6 LAKE, YELLOW 5.

7055 Bigelow Assorted

Best Choice



Nutrition Facts Per Serving					
Serving Size	1 bag (2 g)	Calories	0	Calories from Fat	0
Servings per Container	18				
% Daily Value*		% Daily Value*			
Total Fat (0 g)	0%				
Sodium (0 mg)	0%				
Total Carbohydrates (0 g)	0%				
Total Sugars (0 g)					
Protein (0 g)					
*Percent Daily Values are based on a 2,000 calorie diet. Your daily values may be higher or lower depending on your calorie needs.					

Ingredients / Allergens:

POMEGRANATE PIZZAZZ: APPLE, HIBISCUS, BLACKBERRY LEAVES, NATURAL POMEGRANATE AND OTHER NATURAL FLAVORS (SOY LECITHIN), ORANGE PEEL, MALIC ACID, LICORICE ROOT, NATURAL POMEGRANATE, AND, APPLE JUICE FROM CONCENTRATE. , I LOVE LEMON WITH C: ROSEHIPS, LEMONGRASS, NATURAL LEMON FLAVOR (SOY LECITHIN), LEMON PEEL, LEMON VERBENA, PEPPERMINT LEAVES, ASCORBIC ACID (VITAMIN C), HIBISCUS, CITRIC ACID. , MINT MEDLEY: PEPPERMINT LEAVES, SPEARMINT LEAVES, ROSEHIPS, LEMON PEEL, HIBISCUS. , ORANGE & SPICE: ROSEHIPS, SPICES, HIBISCUS, ORANGE PEEL, ROASTED CHICORY, NATURAL, ORANGE FLAVORS (SOY LECITHIN) , COZY CHAMOMILE: CHAMOMILE FLOWERS. , SWEET DREAMS: CHAMOMILE, HIBISCUS, PEPPERMINT LEAVES, ROSE BLOSSOMS, SPEARMINT LEAVES, SPICE, ORANGE BLOSSOMS.

7056 Bigelow Green Tea

Best Choice



Nutrition Facts Per Serving			
Serving Size	1 bag (2 g)	Calories	0
Servings per Container	25	Calories from Fat	0
% Daily Value*		% Daily Value*	
Total Fat (0 g)	0%	Vitamin C	20%
Sodium (0 mg)	0%		
Total Carbohydrates (0 g)	0%		
Total Sugars (0 g)			
Protein (0 g)			
*Percent Daily Values are based on a 2,000 calorie diet. Your daily values may be higher or lower depending on your calorie needs.			

Ingredients / Allergens:

GREEN TEA,

7101 Whipper Mix

Limited



Nutrition Facts Per Serving			
Serving Size	5 tablespoons (33 g)	Calories	140
Servings per Container	27	Calories from Fat	25
% Daily Value*		% Daily Value*	
Total Fat (3 g)	5%	Vitamin A	0%
Saturated Fat (2.5 g)	13%	Vitamin C	0%
Trans Fat (0 g)		Calcium	2%
Cholesterol (0 mg)	0%	Iron	2%
Sodium (140 mg)	6%		
Total Carbohydrates (28 g)	9%		
Dietary Fiber (1 g)	4%		
Total Sugars (25 g)			
Protein (1 g)			
*Percent Daily Values are based on a 2,000 calorie diet. Your daily values may be higher or lower depending on your calorie needs.			

Ingredients / Allergens:

SUGAR, DAIRY PRODUCT SOLIDS, COCOA Processed with ALKALI, HYDROGENATED VEGETABLE OIL (COCONUT AND/OR PALM KERNEL AND/OR SOYBEAN), CORN SYRUP SOLIDS. Less than 2% of: CELLULOSE GUM, SODIUM CASEINATE, SALT, DIPOTASSIUM PHOSPHATE, SODIUM ALUMINOSILICATE, ARTIFICIAL FLAVOR, DATEM. CONTAINS: MILK INGREDIENTS. May Contain: SOY, WHEAT.

7102 Hot Cocoa Packets, No Sugar Added

Limited



Nutrition Facts Per Serving			
Serving Size	1 packet (21 g)	Calories	60
Servings per Container	8	Calories from Fat	0
% Daily Value*		% Daily Value*	
Total Fat (1 g)	1%	Vitamin D (0 IU)	0%
Saturated Fat (1 g)	5%	Calcium (420 mg)	30%
Trans Fat (0 g)		Iron (2.3 mg)	15%
Cholesterol (0 mg)	0%		
Sodium (190 mg)	8%		
Potassium (500 mg)	10%		
Total Carbohydrates (14 g)	5%		
Dietary Fiber (1 g)	4%		
Total Sugars (11 g)			
Added Sugars (0 g)	0%		
Protein (2 g)			

*Percent Daily Values are based on a 2,000 calorie diet. Your daily values may be higher or lower depending on your calorie needs.

Ingredients / Allergens:

MODIFIED WHEY, COCOA (Processed with ALKALI), MALTODEXTRIN, NONFAT MILK, HYDROGENATED COCONUT OIL, CALCIUM CARBONATE, Less than 2% of SALT, DIPOTASSIUM PHOSPHATE, CARRAGEENAN, MONO- AND DIGLYCERIDES,, ACESULFAME POTASSIUM, NATRUAL FLAVORS, SUCRALOSE. CONTAINS: MILK

7104 Cappuccino

Limited



Nutrition Facts Per Serving			
Serving Size	2 tablespoons (28 g)	Calories	120
Servings per Container	about 8	Calories from Fat	
% Daily Value*		% Daily Value*	
Total Fat (2.5 g)	3%	Vitamin D (0 IU)	0%
Saturated Fat (1.5 g)	8%	Calcium (22 mg)	2%
Trans Fat (0 g)		Iron (0 mg)	0%
Cholesterol (0 mg)	0%		
Sodium (115 mg)	5%		
Potassium (168 mg)	4%		
Total Carbohydrates (23 g)	8%		
Dietary Fiber (0 g)	0%		
Total Sugars (16 g)			
Added Sugars (15 g)	30%		
Protein (1 g)			

*Percent Daily Values are based on a 2,000 calorie diet. Your daily values may be higher or lower depending on your calorie needs.

Ingredients / Allergens:

SUGAR, NONDAIRY CREAMER [CORN SYRUP SOLIDS, PALM OIL, SODIUM CASEINATE (A MILK DERIVATIVE), DIPOTASSIUM PHOSPHATE, MONO- AND DIGLYCERIDES, SODIUM SILICOALUMINATE (, ANTI-CAKING AGENT), NATURAL FLAVOR, ARTIFICIAL COLOR], MALTODEXTRIN, DAIRY PRODUCT SOLIDS, WHEY, INSTANT COFFEE, SILICON DIOXIDE (, ANTI-CAKING AGENT), SALT, CARBOXYMETHYLCELLULOSE GUM, COCOA (, Processed with ALKALI), ARTIFICIAL FLAVOR. CONTAINS, MILK.

7105 Keefe Coffee

Best Choice



Nutritional information has not been provided by the manufacturer for this product.

In accordance with U.S. Food and Drug administration guidelines, it may not be required.

Please refer to the notice on the cover page for more information.

Ingredients / Allergens:

COFFEE.

7106 Folgers Coffee

Best Choice



Nutritional information has not been provided by the manufacturer for this product.

In accordance with U.S. Food and Drug administration guidelines, it may not be required.

Please refer to the notice on the cover page for more information.

Ingredients / Allergens:

COFFEE.

7107 Decaf Keefe Coffee

Best Choice



Nutritional information has not been provided by the manufacturer for this product.

In accordance with U.S. Food and Drug administration guidelines, it may not be required.

Please refer to the notice on the cover page for more information.

Ingredients / Allergens:

DECAF COFFEE.

7108 Tasters Choice Coffee

Best Choice



Nutritional information has not been provided by the manufacturer for this product.

In accordance with U.S. Food and Drug administration guidelines, it may not be required.

Please refer to the notice on the cover page for more information.

Ingredients / Allergens:

COFFEE.

7113 Black Tea

Best Choice



Nutrition Facts Per Serving			
Serving Size	1 bag	Calories	0
Servings per Container	100	Calories from Fat	0
% Daily Value*		% Daily Value*	
Total Fat (0 g)		Vitamin A	0%
Cholesterol (0 mg)		Vitamin C	0%
Sodium (0 mg)		Calcium	0%
Total Carbohydrates (0 g)		Iron	0%
Total Sugars (0 g)			
Protein (0 g)			
*Percent Daily Values are based on a 2,000 calorie diet. Your daily values may be higher or lower depending on your calorie needs.			

Ingredients / Allergens:

BLACK TEA.

7114 Iced Tea w/Lemon & Sugar

Limited



Nutrition Facts Per Serving			
Serving Size	1 1/2 tablespoons (23 g)	Calories	90
Servings per Container	about 23	Calories from Fat	0
% Daily Value*		% Daily Value*	
Total Fat (0 g)	0%	Vitamin A	0%
Saturated Fat (0 g)	0%	Vitamin C	10%
Trans Fat (0 g)		Calcium	0%
Cholesterol (0 mg)	0%	Iron	0%
Sodium (0 mg)	0%		
Total Carbohydrates (22 g)	7%		
Dietary Fiber (0 g)	0%		
Total Sugars (22 g)			
Protein (0 g)			
*Percent Daily Values are based on a 2,000 calorie diet. Your daily values may be higher or lower depending on your calorie needs.			

Ingredients / Allergens:

SUGAR, BLACK INSTANT TEA, CITRIC ACID, SILICON DIOXIDE, NATURAL FLAVOR, CARAMEL COLOR, ASCORBIC ACID (VITAMIN C), YELLOW 6. CONTAINS: no fruit juice.

7115 Hot Apple Cider Mix

Limited




Nutrition Facts Per Serving			
Serving Size	1 packet (21 g)	Calories	80
Servings per Container	1	Calories from Fat	
% Daily Value*		% Daily Value*	
Total Fat (0 g)	0%	Vitamin A	0%
Sodium (30 mg)	1%	Vitamin C	100%
Total Carbohydrates (20 g)	7%	Calcium	4%
Total Sugars (20 g)		Iron	0%
Protein (0 g)			
*Percent Daily Values are based on a 2,000 calorie diet. Your daily values may be higher or lower depending on your calorie needs.			

Ingredients / Allergens:

SUGAR, MALIC ACID, MALTODEXTRIN, TRICALCIUM PHOSPHATE (PREVENTS CAKING), APPLE JUICE SOLIDS, CARAMEL COLOR, SODIUM CITRATE, ASCORBIC ACID, NATURAL AND ARTIFICIAL FLAVORS, SPICE EXTRACTIVE.

7117 S/F Wyler's Blue Ocean Breeze

Limited



Nutrition Facts Per Serving			
Serving Size	1 packet (3.4 g)	Calories	10
Servings per Container	10	Calories from Fat	
% Daily Value*		% Daily Value*	
Total Fat (0 g)	0%	Vitamin C (27 mg)	30%
Sodium (15 mg)	1%		
Total Carbohydrates (3 g)	1%		
Protein (0 g)			
*Percent Daily Values are based on a 2,000 calorie diet. Your daily values may be higher or lower depending on your calorie needs.			

Ingredients / Allergens:

CITRIC ACID, MALTODEXTRIN, NATURAL AND ARTIFICIAL FLAVORS, ASPARTAME, POTASSIUM CITRATE, MONOCALCIUM PHOSPHATE, Contains 2% or less of THE FOLLOWING: ACESULFAME POTASSIUM, ASCORBIC ACID (VITAMIN C), SALT, MAGNESIUM OXIDE, ARTIFICIAL COLOR, RED 40, BLUE 1.

7121 Kool Aid, Cherry Drink Mix

Limited

Rotating Flavor: Cherry



Nutrition Facts Per Serving			
Serving Size	2 tablespoons (25 g)	Calories	90
Servings per Container	about 14	Calories from Fat	
% Daily Value*		% Daily Value*	
Total Fat (0 g)	0%	Vitamin D (0 IU)	0%
Saturated Fat (0 g)	0%	Calcium (0 mg)	0%
Trans Fat (0 g)			
Cholesterol (0 mg)	0%		
Sodium (50 mg)	2%		
Potassium (0 mg)	0%		
Total Carbohydrates (25 g)	9%		
Dietary Fiber (0 g)	0%		
Total Sugars (24 g)			
Added Sugars (24 g)	48%		
Protein (0 g)			

*Percent Daily Values are based on a 2,000 calorie diet. Your daily values may be higher or lower depending on your calorie needs.

Ingredients / Allergens:

SUGAR, CITRIC ACID, SODIUM CITRATE, SILICON DIOXIDE (FREE-FLOW AGENT), CELLULOSE GUM, RED 40, ASCORBIC ACID (VITAMIN C), ARTIFICIAL FLAVOR, BHA (PRESERVES FRESHNESS) .

7125 Coffeemate Creamer, French Vanilla, 24 ct

Limited

Rotating Flavor: French Vanilla



Nutrition Facts Per Serving			
Serving Size	1 each (11 ml)	Calories	25
Servings per Container	24	Calories from Fat	15
% Daily Value*		% Daily Value*	
Total Fat (1.5 g)	2%		
Saturated Fat (1.5 g)	6%		
Trans Fat (0 g)			
Polyunsaturated Fat (0 g)			
Monounsaturated Fat (0 g)			
Cholesterol (0 mg)	0%		
Sodium (0 mg)	0%		
Total Carbohydrates (3 g)	1%		
Total Sugars (3 g)			
Protein (0 g)			

*Percent Daily Values are based on a 2,000 calorie diet. Your daily values may be higher or lower depending on your calorie needs.

Ingredients / Allergens:

WATER, SUGAR, COCONUT OIL. Contains 2% or less of: SODIUM CASEINATE (A MILK DERIVATIVE), DIPOTASSIUM PHOSPHATE, MONO- AND DIGLYCERIDES, NATURAL AND ARTIFICIAL FLAVORS, BETA CAROTENE, RIBOFLAVIN (FOR COLOR).

7126 Super C Drink Mix

Better Choice



Nutrition Facts Per Serving			
Serving Size	1 packet (3 g)	Calories	5
Servings per Container	6	Calories from Fat	
% Daily Value*		% Daily Value*	
Sodium (0 mg)	0%	Thiamine (B1)	25%
Potassium (150 mg)	4%	RiboFlavin (B2)	25%
Total Carbohydrates (1 g)	0%	Niacin (B3)	50%
Total Sugars (0 g)		Vitamin B6	50%
Protein (0 g)		Vitamin B12	50%
*Percent Daily Values are based on a 2,000 calorie diet. Your daily values may be higher or lower depending on your calorie needs.		Vitamin C	1650%
		Vitamin E (0 IU)	10%
		Calcium	6%
		Iron	0%
		Pantothenic Acid	25%
		Magnesium	15%
		Zinc	100%
		Selenium	100%
		Manganese	50%
		Chromium	10%

Ingredients / Allergens:

ASCORBIC ACID (VITAMIN C), CITRIC ACID, POTASSIUM CITRATE, MALTODEXTRIN, NATURAL FLAVOR, CALCIUM PHOSPHATE, MAGNESIUM OXIDE. Contains 2% or less of: ZINC SULFATE, NIACINAMIDE (VITAMIN B3), MANGANESE GLUCONATE, D-CALCIUM PANTOTHENATE (VITAMIN B5), D-ALPHA TOCOPHERYL ACETATE (VITAMIN E), PYRIDOXINE HYDROCHLORIDE (VITAMIN B1), RIBOFLAVIN (VITAMIN B2), SODIUM SELENATE, CHROMIUM CHLORIDE, CYANOCOBALAMIN (VITAMIN B12), BETA CAROTENE, SUCRALOSE, ACESULFAME POTASSIUM, VEGETABLE JUICE.

7127 Chamomile Tea

Best Choice



Nutrition Facts Per Serving			
Serving Size	1 bag (1 g)	Calories	0
Servings per Container	20	Calories from Fat	
% Daily Value*		% Daily Value*	
Total Fat (0 g)	0%		
Sodium (0 mg)	0%		
Total Carbohydrates (0 g)	0%		
Total Sugars (0 g)			
Protein (0 g)			
*Percent Daily Values are based on a 2,000 calorie diet. Your daily values may be higher or lower depending on your calorie needs.			

Ingredients / Allergens:

CHAMOMILE

7150 International Delights Creamer, 10 pk, Irish Cream

Limited

Rotating Flavor: Irish Cream



Nutrition Facts Per Serving			
Serving Size	1 each (13 ml)	Calories	30
Servings per Container	10	Calories from Fat	10
% Daily Value*		% Daily Value*	
Total Fat (1.5 g)	2%	Vitamin A	0%
Saturated Fat (0.5 g)	3%	Vitamin C	0%
Trans Fat (0 g)		Calcium	0%
Polyunsaturated Fat (0 g)		Iron	0%
Monounsaturated Fat (0.5 g)			
Cholesterol (0 mg)	0%		
Sodium (0 mg)	0%		
Total Carbohydrates (5 g)	2%		
Dietary Fiber (0 g)	0%		
Total Sugars (5 g)			
Protein (0 g)			

*Percent Daily Values are based on a 2,000 calorie diet. Your daily values may be higher or lower depending on your calorie needs.

Ingredients / Allergens:

WATER, CANE SUGAR, PALM OIL. Contains 2% or less of: SODIUM CASEINATE (A MILK DERIVATIVE), DIPHOSPHATE, NATURAL AND ARTIFICIAL FLAVORS, MONO AND DIGLYCERIDE, SODIUM STEAROYL LACTYLATE, POLYSORBATE 60, CARRAGEENAN, SALT. CONTAINS: A MILK DERIVATIVE. Produced In A Facility That Handles: TREE NUTS, SOY.

Cereal / Breakfast

3009 Bagel, Plain

Limited



Nutrition Facts Per Serving			
Serving Size	1 package (113 g)	Calories	300
Servings per Container	1	Calories from Fat	15
% Daily Value*		% Daily Value*	
Total Fat (1 g)	2%	Vitamin A	0%
Saturated Fat (0.5 g)	3%	Vitamin C	15%
Trans Fat (0 g)		Calcium	15%
Cholesterol (0 mg)	0%	Iron	20%
Sodium (450 mg)	19%		
Total Carbohydrates (61 g)	20%		
Dietary Fiber (2 g)	8%		
Total Sugars (5 g)			
Protein (11 g)			
*Percent Daily Values are based on a 2,000 calorie diet. Your daily values may be higher or lower depending on your calorie needs.			

Ingredients / Allergens:

UNBROMATED UNBLEACHED ENRICHED WHEAT FLOUR [MALTED BARLEY FLOUR, NIACIN, REDUCED IRON, THIAMIN MONONITRATE (VITAMIN B1), RIBOFLAVIN (VITAMIN B2), FOLIC ACID], WATER, SUGAR, YEAST, SALT, WHEAT GLUTEN, VINEGAR, VEGETABLE MONOGLYCERIDES [CALCIUM PROPIONATE, SODIUM PROPIONATE, POTASSIUM SORBATE, CALCIUM ACETATE, GUAR GUM, XANTHAN GUM, CELLULOSE GUM, YELLOW CORN MEAL, ASCORBIC ACID, ENZYMES. CONTAINS: WHEAT. May contain: SESAME SEED.

5320 Rolled Oats

Best Choice



Nutrition Facts Per Serving			
Serving Size	1/2 cups (40 g)	Calories	150
Servings per Container	about 11	Calories from Fat	25
% Daily Value*		% Daily Value*	
Total Fat (2.5 g)	4%	Vitamin A	0%
Saturated Fat (0.5 g)	2%	Vitamin C	0%
Trans Fat (0 g)		Calcium	0%
Polyunsaturated Fat (1 g)		Iron	10%
Monounsaturated Fat (1 g)			
Cholesterol (0 mg)	0%		
Sodium (0 mg)	0%		
Total Carbohydrates (28 g)	9%		
Dietary Fiber (4 g)	15%		
Soluble Fiber (2 g)			
Insoluble Fiber (2 g)			
Total Sugars (0 g)			
Protein (5 g)			
*Percent Daily Values are based on a 2,000 calorie diet. Your daily values may be higher or lower depending on your calorie needs.			

Ingredients / Allergens:

100% NATURAL WHOLE GRAIN ROLLED OATS, CORN, VEGETABLE OIL (CORN, CANOLA AND/OR SUNFLOWER OIL), MALTODEXTRIN (MADE FROM CORN), SALT, TOMATO POWDER, CORN STARCH, LACTOSE, WHEY, SKIM MILK, CORN SYRUP SOLIDS, ONION POWDER, SUGAR, GARLIC POWDER, MONOSODIUM GLUTAMATE, CHEDDAR CHEESE (MILK, CHEESE CULTURES, SALT, ENZYMES), DEXTROSE, MALIC ACID, BUTTERMILK, NATURAL AND ARTIFICIAL FLAVORS, SODIUM ACETATE, ARTIFICIAL COLOR (Including: RED 40, BLUE 1, YELLOW 5), SODIUM CASEINATE, SPICE, CITRIC ACID, DISODIUM INOSINATE, AND DISODIUM GUANYLATE. CONTAINS: MILK.

5340 Instant Oatmeal, Assorted

Best Choice

Rotating Flavor: Assorted

Package Flavor: Apples & Cinnamon



Nutrition Facts Per Serving			
Serving Size	1 packet (35 g)	Calories	130
Servings per Container	about 2	Calories from Fat	15
% Daily Value*		% Daily Value*	
Total Fat (1.5 g)	2%	Vitamin A	20%
Saturated Fat (0 g)	0%	Thiamine (B1)	20%
Trans Fat (0 g)		RiboFlavin (B2)	20%
Polyunsaturated Fat (0.5 g)		Niacin (B3)	20%
Monounsaturated Fat (0.5 g)		Vitamin B6	20%
Cholesterol (0 mg)	0%	Vitamin C	0%
Sodium (160 mg)	7%	Vitamin D	20%
Potassium (115 mg)	3%	Calcium	10%
Total Carbohydrates (27 g)	9%	Iron	20%
Dietary Fiber (3 g)	12%	Folate	20%
Soluble Fiber (1 g)		Phosphorous	10%
Total Sugars (9 g)		Magnesium	10%
Protein (3 g)			

*Percent Daily Values are based on a 2,000 calorie diet. Your daily values may be higher or lower depending on your calorie needs.

Ingredients / Allergens:

WHOLE GRAIN ROLLED OATS, SUGAR, DEHYDRATED APPLES (Treated With: SULFUR DIOXIDE, SODIUM SULFITE To Promote Color Retention), NATURAL FLAVORS, SALT, CINNAMON, GUAR GUM, CITRIC ACID, BEET POWDER (FOR COLOR), VITAMINS & MINERALS: CALCIUM CARBONATE, FERRIC ORTHOPHOSPHATE, NIACINAMIDE, VITAMIN A PALMITATE, PYRIDOXINE HYDROCHLORIDE, RIBOFLAVIN, THIAMIN MONONITRATE, FOLIC ACID, VITAMIN D.

Rotating Flavor: Assorted

Package Flavor: Cinnamon & Spice

Nutrition Facts Per Serving			
Serving Size	1 packet (43 g)	Calories	160
Servings per Container	about 2	Calories from Fat	20
% Daily Value*		% Daily Value*	
Total Fat (2 g)	3%	Vitamin A	20%
Saturated Fat (0 g)	0%	Thiamine (B1)	20%
Trans Fat (0 g)		RiboFlavin (B2)	20%
Polyunsaturated Fat (1 g)		Niacin (B3)	20%
Monounsaturated Fat (0.5 g)		Vitamin B6	20%
Cholesterol (0 mg)	0%	Vitamin C	0%
Sodium (210 mg)	9%	Vitamin D	20%
Potassium (120 mg)	3%	Calcium	10%
Total Carbohydrates (32 g)	11%	Iron	20%
Dietary Fiber (3 g)	14%	Folate	20%
Soluble Fiber (1 g)		Phosphorous	15%
Total Sugars (9 g)		Magnesium	15%
Protein (4 g)			

*Percent Daily Values are based on a 2,000 calorie diet. Your daily values may be higher or lower depending on your calorie needs.

Ingredients / Allergens:

WHOLE GRAIN ROLLED OATS, SUGAR, NATURAL FLAVORS, SALT, CINNAMON, OTHER SPICES, GUAR GUM, CARAMEL COLOR, VITAMINS & MINERALS: CALCIUM CARBONATE, NIACINAMIDE, REDUCED IRON, VITAMIN A (PALMITATE), PYRIDOXINE HYDROCHLORIDE, RIBOFLAVIN, THIAMIN MONONITRATE, FOLIC ACID, VITAMIN D.

5340 Instant Oatmeal, Assorted

Best Choice

Rotating Flavor: Assorted

Package Flavor: Maple & Brown Sugar

Nutrition Facts Per Serving			
Serving Size	1 packet (43 g)	Calories	160
Servings per Container	about 2	Calories from Fat	20
% Daily Value*		% Daily Value*	
Total Fat (2 g)	3%	Vitamin A	20%
Saturated Fat (0 g)	0%	Thiamine (B1)	20%
Trans Fat (0 g)		RiboFlavin (B2)	20%
Polyunsaturated Fat (1 g)		Niacin (B3)	20%
Monounsaturated Fat (0.5 g)		Vitamin B6	20%
Cholesterol (0 mg)	0%	Vitamin C	0%
Sodium (230 mg)	10%	Vitamin D	20%
Potassium (115 mg)	3%	Calcium	10%
Total Carbohydrates (32 g)	11%	Iron	20%
Dietary Fiber (3 g)	12%	Folate	20%
Soluble Fiber (1 g)		Phosphorous	15%
Total Sugars (9 g)		Magnesium	15%
Protein (4 g)			
*Percent Daily Values are based on a 2,000 calorie diet. Your daily values may be higher or lower depending on your calorie needs.			

Ingredients / Allergens:

WHOLE GRAIN ROLLED OATS, SUGAR, NATURAL FLAVORS, SALT, GUAR GUM, CARAMEL COLOR, VITAMINS & MINERALS: CALCIUM CARBONATE, NIACINAMIDE, REDUCED IRON, VITAMIN A (PALMITATE), PYRIDOXINE HYDROCHLORIDE, RIBOFLAVIN, THIAMIN MONONITRATE, FOLIC ACID, VITAMIN D.

Rotating Flavor: Assorted

Package Flavor: Raisins & Spice

Nutrition Facts Per Serving			
Serving Size	1 packet (43 g)	Calories	150
Servings per Container	about 2	Calories from Fat	15
% Daily Value*		% Daily Value*	
Total Fat (1.5 g)	3%	Vitamin A	20%
Saturated Fat (0 g)	0%	Thiamine (B1)	20%
Trans Fat (0 g)		RiboFlavin (B2)	20%
Polyunsaturated Fat (0.5 g)		Niacin (B3)	20%
Monounsaturated Fat (0.5 g)		Vitamin B6	20%
Cholesterol (0 mg)	0%	Vitamin C	0%
Sodium (210 mg)	10%	Vitamin D	20%
Potassium (150 mg)	4%	Calcium	10%
Total Carbohydrates (33 g)	11%	Iron	20%
Dietary Fiber (3 g)	12%	Folate	20%
Soluble Fiber (1 g)		Phosphorous	15%
Total Sugars (14 g)		Magnesium	10%
Protein (3 g)			
*Percent Daily Values are based on a 2,000 calorie diet. Your daily values may be higher or lower depending on your calorie needs.			

Ingredients / Allergens:

WHOLE GRAIN ROLLED OATS, SUGAR, RAISINS, SALT, SPICES, GUAR GUM, VITAMINS & MINERALS: CALCIUM CARBONATE, NIACINAMIDE, REDUCED IRON, VITAMIN A (PALMITATE), PYRIDOXINE HYDROCHLORIDE, RIBOFLAVIN, THIAMIN MONONITRATE, FOLIC ACID, VITAMIN D.

5340 Instant Oatmeal, Assorted

Best Choice

Rotating Flavor: Assorted

Package Flavor: Regular

Nutrition Facts Per Serving			
Serving Size	1 packet (28 g)	Calories	100
Servings per Container	about 2	Calories from Fat	20
% Daily Value*		% Daily Value*	
Total Fat (2 g)	3%	Vitamin A	20%
Saturated Fat (0 g)	0%	Thiamine (B1)	20%
Trans Fat (0 g)		RiboFlavin (B2)	20%
Polyunsaturated Fat (0.5 g)		Niacin (B3)	20%
Monounsaturated Fat (0.5 g)		Vitamin B6	20%
Cholesterol (0 mg)	0%	Vitamin C	0%
Sodium (75 mg)	3%	Vitamin D	20%
Potassium (100 mg)	3%	Calcium	10%
Total Carbohydrates (19 g)	6%	Iron	45%
Dietary Fiber (3 g)	11%	Folate	20%
Soluble Fiber (1 g)		Phosphorous	15%
Total Sugars (0 g)		Magnesium	10%
Protein (3 g)			
*Percent Daily Values are based on a 2,000 calorie diet. Your daily values may be higher or lower depending on your calorie needs.			

Ingredients / Allergens:

WHOLE GRAIN ROLLED OATS, SALT, GUAR GUM, CARAMEL COLOR, VITAMINS & MINERALS: CALCIUM CARBONATE, NIACINAMIDE, REDUCED IRON, VITAMIN A (PALMITATE), PYRIDOXINE HYDROCHLORIDE, RIBOFLAVIN, THIAMIN MONONITRATE, FOLIC ACID, VITAMIN D.

5345 Raisin Bran

Limited



Nutrition Facts Per Serving			
Serving Size	1 cup (56 g)	Calories	210
Servings per Container	about 10	Calories from Fat	10
% Daily Value*		% Daily Value*	
Total Fat (1 g)	2%	Vitamin A	15%
Saturated Fat (0 g)	0%	Thiamine (B1)	25%
Trans Fat (0 g)		RiboFlavin (B2)	25%
Cholesterol (0 mg)	0%	Niacin (B3)	25%
Sodium (350 mg)	15%	Vitamin B6	25%
Potassium (290 mg)	8%	Vitamin C	10%
Total Carbohydrates (45 g)	15%	Vitamin D	10%
Dietary Fiber (7 g)	26%	Calcium	4%
Total Sugars (18 g)		Iron	25%
Protein (4 g)		Folate	25%
*Percent Daily Values are based on a 2,000 calorie diet. Your daily values may be higher or lower depending on your calorie needs.		Phosphorous	20%
		Magnesium	20%
		Copper	10%
		Zinc	10%

Ingredients / Allergens:

WHEAT BRAN, RAISINS, SUGAR, HIGH FRUCTOSE CORN SYRUP, SALT, MALT EXTRACT, IRON (FERRIC ORTHOPHOSPHATE), VITAMIN C (SODIUM ASCORBATE), VITAMIN A (PALMITATE), NIACINAMIDE, VITAMIN B1 (THIAMINE MONONITRATE), VITAMIN B6 (PYRIDOXINE HYDROCHLORIDE), VITAMIN D (CHOLECALCIFEROL), VITAMIN B2 (RIBOFLAVIN), FOLIC ACID.

5346 Nutrigrain Cereal Bar

Limited



Nutrition Facts Per Serving			
Serving Size	1 bar (37 g)	Calories	130
Servings per Container	1	Calories from Fat	
% Daily Value*		% Daily Value*	
Total Fat (3.5 g)	4%	Vitamin A	10%
Saturated Fat (0.5 g)	3%	Thiamine (B1)	10%
Trans Fat (0 g)		RiboFlavin (B2)	10%
Cholesterol (0 mg)	0%	Niacin (B3)	10%
Sodium (140 mg)	6%	Vitamin B6	10%
Potassium	0%	Vitamin C	0%
Total Carbohydrates (25 g)	9%	Vitamin D	0%
Dietary Fiber (1 g)	5%	Calcium	10%
Total Sugars (12 g)		Iron	10%
Added Sugars (12 g)	24%	Zinc	10%
Protein (2 g)			
*Percent Daily Values are based on a 2,000 calorie diet. Your daily values may be higher or lower depending on your calorie needs.			

Ingredients / Allergens:

CRUST: WHOLE GRAIN OATS, ENRICHED FLOUR (WHEAT FLOUR, NIACIN, REDUCED IRON, VITAMIN B1 [THIAMIN MONONITRATE], VITAMIN B2 [RIBOFLAVIN], FOLIC ACID), SOYBEAN OIL, WHOLE WHEAT FLOUR, SUGAR, DEXTROSE, FRUCTOSE, CALCIUM CARBONATE, VEGETABLE GLYCERIN, INVERT SUGAR, SALT, WHEY, SOLUBLE CORN FIBER, WHEAT BRAN, CELLULOSE, NATURAL FLAVORS, POTASSIUM BICARNONATE, MONO- AND DIGLYCERIDES, SOY LECITHIN, WHEAT GLUTEN, NIACINAMIDE, VITAMIN A PALMITATE, CARRAGEENAN, ZINC OXIDE, REDUCED IRON, GUAR GUM, VITAMIN B6 (PYRIDOXINE HYDROCHLORIDE), VITAMIN B1 (THIAMINE HYDROCHLORIDE), VITAMIN B2 (RIBOFLAVIN), FILLING: INVERT SUGAR, CORN SYRUP, STRAWBERRY PUREE CONCENTRATE, VEGETABLE GLYCERIN, SUGAR, MODIFIED FOOD STARCH, VEGETABLE JUICE COLORS, SODIUM CITRATE, SODIUM ALGINATE, CITRIC ACID, NATURAL FLAVORS, DICALCIUM PHOSPHATE, METHYLCELLULOSE, MALIC ACID. CONTAINS: WHEAT, MILK AND SOY INGREDIENTS.

5347 Cinnamon Squares Cereal

Better Choice



Nutrition Facts Per Serving			
Serving Size	3/4 cups (31 g)	Calories	130
Servings per Container	about 18	Calories from Fat	30
% Daily Value*		% Daily Value*	
Total Fat (3 g)	5%	Vitamin A	25%
Saturated Fat (0 g)	0%	Thiamine (B1)	25%
Trans Fat (0 g)		RiboFlavin (B2)	25%
Polyunsaturated Fat (1 g)		Niacin (B3)	25%
Monounsaturated Fat (1.5 g)		Vitamin B6	25%
Cholesterol (0 mg)	0%	Vitamin B12	25%
Sodium (210 mg)	9%	Vitamin C	10%
Potassium (60 mg)	2%	Vitamin D	10%
Total Carbohydrates (23 g)	8%	Calcium	10%
Dietary Fiber (2 g)	8%	Iron	25%
Total Sugars (10 g)		Folate	20%
Protein (2 g)		Zinc	25%
*Percent Daily Values are based on a 2,000 calorie diet. Your daily values may be higher or lower depending on your calorie needs.			

Ingredients / Allergens:

WHOLE WHEAT FLOUR, SUGAR, RICE FLOUR, CANOLA OIL, FRUCTOSE, DEXTROSE, MALTODEXTRIN, SALT, CALCIUM CARBONATE, CINNAMON, SOY LECITHIN, TRISODIUM PHOSPHATE, VITAMIN C (SODIUM ASCORBATE), COLOR (CARAMEL ANNATTO EXTRACT), IRON (FERROUS FUMARATE), VITAMIN A (PALMITATE), NIACIN (NIACINAMIDE), ZINC (ZINC OXIDE), VITAMIN B12 (CYANOCOBALAMIN), VITAMIN B1 (THIAMINE MONONITRATE), VITAMIN B6 (PYRIDOXINE HYDROCHLORIDE), VITAMIN D (CHOLECALCIFEROL), VITAMIN B2 (RIBOFLAVIN), FOLIC ACID. CONTAINS: WHEAT, SOY.

5348 Granola, Toffee Almond

Better Choice

Rotating Flavor: Toffee Almond



Nutrition Facts Per Serving					
Serving Size	1/2 cups (55 g)	Calories	260	Calories from Fat	90
Servings per Container	8				
% Daily Value*			% Daily Value*		
Total Fat (10 g)	15%	Vitamin A	0%		
Saturated Fat (2.5 g)	13%	Vitamin C	0%		
Trans Fat (0 g)	0%	Calcium	2%		
Cholesterol (0 mg)	0%	Iron	8%		
Sodium (55 mg)	2%				
Total Carbohydrates (39 g)	13%				
Dietary Fiber (4 g)	16%				
Total Sugars (13 g)					
Protein (5 g)					
*Percent Daily Values are based on a 2,000 calorie diet. Your daily values may be higher or lower depending on your calorie needs.					

Ingredients / Allergens:

WHOLE ROLLED OATS, MILLED CANE SUGAR, VEGETABLE OIL (CANOLA AND/OR SAFFLOWER AND/OR SUNFLOWER OIL), RICE FLOUR, WHOLE OAT FLOUR, MOLASSES, ALMONDS, DRIED BANANA, NATURAL FLAVOR, BARLEY MALT SYRUP, SALT. May Contain TREE NUTS, WHEAT. Packed in a Facility that handles TREE NUTS, PEANUTS, WHEAT, SOY AND MILK PRODUCTS.

5349 Grits

Better Choice



Nutrition Facts Per Serving					
Serving Size	1/4 cups (40 g)	Calories	140	Calories from Fat	0
Servings per Container	about 14				
% Daily Value*			% Daily Value*		
Total Fat (0.5 g)	1%	Thiamine (B1)	10%		
Saturated Fat (0 g)	0%	RiboFlavin (B2)	6%		
Trans Fat (0 g)		Niacin (B3)	6%		
Polyunsaturated Fat (0 g)		Iron	6%		
Monounsaturated Fat (0 g)		Folate	10%		
Sodium (0 mg)	0%				
Total Carbohydrates (32 g)	11%				
Dietary Fiber (1 g)	4%				
Protein (3 g)					
*Percent Daily Values are based on a 2,000 calorie diet. Your daily values may be higher or lower depending on your calorie needs.					

Ingredients / Allergens:

WHITE HOMINY CORN GRITS, VITAMINS & MINERALS: NIACIN, REDUCED IRON, THIAMIN MONONITRATE, RIBOFLAVIN, FOLIC ACID.

5360 Berries Bunch O' Krunch

Limited



Nutrition Facts Per Serving			
Serving Size	1 cup (34 g)	Calories	130
Servings per Container	about 17	Calories from Fat	5
% Daily Value*		% Daily Value*	
Total Fat (1 g)	1%	Vitamin A	10%
Saturated Fat (0 g)	0%	Thiamine (B1)	25%
Trans Fat (0 g)		RiboFlavin (B2)	25%
Cholesterol (0 mg)	0%	Niacin (B3)	25%
Sodium (230 mg)	10%	Vitamin B6 (25 mg)	
Potassium (50 mg)	1%	Vitamin C	10%
Total Carbohydrates (30 g)	10%	Vitamin D	10%
Dietary Fiber (0 g)	0%	Calcium	0%
Total Sugars (14 g)		Iron	25%
Protein (2 g)		Folate	25%

*Percent Daily Values are based on a 2,000 calorie diet. Your daily values may be higher or lower depending on your calorie needs.

Ingredients / Allergens:

YELLOW CORN FLOUR, SUGAR, WHOLE OAT FLOUR, HIGH FRUCTOSE CORN SYRUP, CANOLA OIL, SALT, NATURAL AND ARTIFICIAL FLAVORS, CORN SYRUP, MOLASSES, VITAMIN C (SODIUM ASCORBATE), ASCORBIC ACID, IRON (FERROUS FUMARATE), VITAMIN A (PALMITATE), COLOR (RED 40, YELLOW 5 & 6, BLUE 1 & 2), PRESERVATIVE (TOCOPHEROLS), NIACINAMIDE, VITAMIN B1 (THIAMINE MONONITRATE), VITAMIN B6 (PYRIDOXINE HYDROCHLORIDE), VITAMIN D (CHOLECALCIFEROL), VITAMIN B2 (RIBOFLAVIN), FOLIC ACID.

5361 Waffles

Limited



Nutrition Facts Per Serving			
Serving Size	1 each (55 g)	Calories	250
Servings per Container	1	Calories from Fat	110
% Daily Value*		% Daily Value*	
Total Fat (12 g)	18%		
Saturated Fat (7 g)	35%		
Trans Fat (0 g)			
Cholesterol (20 mg)			
Sodium (210 mg)	9%		
Total Carbohydrates (31 g)	10%		
Dietary Fiber (1 g)	4%		
Total Sugars (18 g)			
Protein (2 g)			

*Percent Daily Values are based on a 2,000 calorie diet. Your daily values may be higher or lower depending on your calorie needs.

Ingredients / Allergens:

UNBLEACHED WHEAT FLOUR, SUGAR, BUTTER, NON-HYDROGENATED MARGARINE (PALM OIL, COCONUT OIL, WATER, CANOLA OIL, MONO- AND DIGLYCERIDES OF FATTY ACIDS [EMULSIFIER], WATER, EGGS, YEAST, SOY. CONTAINS: MILK, SOY, TREE NUTS, WHEAT, EGGS.

5362 Corn Flakes

Best Choice



Nutrition Facts Per Serving			
Serving Size	1 cup (32 g)	Calories	130
Servings per Container	about 18	Calories from Fat	0
% Daily Value*		% Daily Value*	
Total Fat (0 g)	0%	Vitamin A	25%
Saturated Fat (0 g)	0%	Thiamine (B1)	25%
Trans Fat (0 g)		RiboFlavin (B2)	25%
Cholesterol (0 mg)	0%	Niacin (B3)	25%
Sodium (180 mg)	8%	Vitamin B6	25%
Potassium (55 mg)	2%	Vitamin B12	25%
Total Carbohydrates (28 g)	9%	Vitamin C	25%
Dietary Fiber (1 g)	4%	Vitamin D	10%
Total Sugars (2 g)		Calcium	0%
Protein (2 g)		Iron	50%
*Percent Daily Values are based on a 2,000 calorie diet. Your daily values may be higher or lower depending on your calorie needs.		Folate	50%
		Phosphorous	4%
		Magnesium	10%
		Copper	2%
		Zinc	25%

Ingredients / Allergens:

DEGERMED YELLOW CORN MEAL, SUGAR, Contains 2% or less of: SALT, MALT EXTRACT, VITAMIN C (SODIUM ASCORBATE, ASCORBIC ACID), IRON (FERROUS FUMARATE), VITAMIN A (PALMITATE), NIACINAMIDE, VITAMIN B2 (RIBOFLAVIN), VITAMIN B1 (THIAMIN MONONITRATE), VITAMIN B6 (PYRIDOXINE HYDROCHLORIDE), VITAMIN D (CHOLECALCIFEROL), VITAMIN B12 (CYANOCOBALAMIN), FOLIC ACID.

5363 Frosted Flakes

Limited

Rotating Flavor: Frosted Flakes



Nutrition Facts Per Serving			
Serving Size	3/4 cups (31 g)	Calories	120
Servings per Container	about 18	Calories from Fat	0
% Daily Value*		% Daily Value*	
Total Fat (0 g)	0%	Vitamin A	15%
Saturated Fat (0 g)	0%	Thiamine (B1)	50%
Trans Fat (0 g)		RiboFlavin (B2)	50%
Cholesterol (0 mg)	0%	Niacin (B3)	50%
Sodium (200 mg)	8%	Vitamin B6	50%
Potassium (30 mg)	1%	Vitamin B12	25%
Total Carbohydrates (28 g)	9%	Vitamin C	25%
Dietary Fiber (1 g)	2%	Vitamin D	10%
Total Sugars (13 g)		Calcium	0%
Protein (1 g)		Iron	25%
*Percent Daily Values are based on a 2,000 calorie diet. Your daily values may be higher or lower depending on your calorie needs.		Folate	25%

Ingredients / Allergens:

DEGERMED YELLOW CORN MEAL, SUGAR, SALT,, MALT EXTRACT, VITAMIN C (SODIUM ASCORBATE, ASCORBIC ACID), IRON (FERROUS FUMARATE), VITAMIN A (PALMITATE), NIACINAMIDE, VITAMIN B1 (THIAMIN MONONITRATE), VITAMIN B6 (PYRIDOXINE HYDROCHLORIDE), VITAMIN B2 (RIBOFLAVIN), VITAMIN D (CHOLECALCIFEROL), FOLIC ACID, VITAMIN B12 (CYANOCOBALAMIN) .

5364 Frosted Shredded Wheat

Best Choice



Nutrition Facts Per Serving			
Serving Size	1 cup (60 g)	Calories	220
Servings per Container	about 9	Calories from Fat	0
% Daily Value*		% Daily Value*	
Total Fat (1 g)	1%	Vitamin A (0 IU)	0%
Saturated Fat (0 g)	0%	Thiamine (B1) (0.4 mg)	35%
Trans Fat (0 g)		RiboFlavin (B2) (0.5 mg)	40%
Polyunsaturated Fat (1 g)		Niacin (B3) (5.8 mg)	35%
Monounsaturated Fat (0 g)		Vitamin B12 (1.7 mcg)	70%
Cholesterol (0 mg)	0%	Vitamin C (0 mg)	0%
Sodium (10 mg)	0%	Vitamin D (0 IU)	0%
Potassium (190 mg)	4%	Calcium (0 mg)	0%
Total Carbohydrates (52 g)	19%	Iron (18.7 mg)	100%
Dietary Fiber (6 g)	20%	Folate (195 mcg)	50%
Total Sugars (12 g)		Phosphorous (170 mg)	15%
Added Sugars (12 g)	24%	Magnesium (45 mg)	10%
Protein (5 g)		Copper (0.2 mcg)	20%
*Percent Daily Values are based on a 2,000 calorie diet. Your daily values may be higher or lower depending on your calorie needs.		Zinc (1.7 mg)	15%

Ingredients / Allergens:

WHOLE WHEAT, SUGAR, Contains 2% or less of: GELATIN, REDUCED IRON, NIACINAMIDE, ZINC (ZINC OXIDE), VITAMIN B6 (PYRIDOXINE HYDROCHLORIDE), VITAMIN B2 (RIBOFLAVIN), VITAMIN B1 (THIAMIN MONONITRATE), TRICALCIUM PHOSPHATE, FOLIC ACID, VITAMIN B12 (CYANOCOBALAMIN) . BHT, Added To Retain Freshness. CONTAINS: WHEAT

5365 Honey Nut Ohs Cereal

Better Choice



Nutrition Facts Per Serving			
Serving Size	3/4 cups (30 g)	Calories	120
Servings per Container	about 19	Calories from Fat	10
% Daily Value*		% Daily Value*	
Total Fat (1 g)	2%	Vitamin A	15%
Saturated Fat (0 g)	0%	Thiamine (B1)	25%
Trans Fat (0 g)		RiboFlavin (B2)	25%
Cholesterol (0 mg)	0%	Niacin (B3)	25%
Sodium (190 mg)	8%	Vitamin B6	25%
Potassium (130 mg)	4%	Vitamin B12	25%
Total Carbohydrates (24 g)	8%	Vitamin C	25%
Dietary Fiber (2 g)	8%	Vitamin D	10%
Total Sugars (11 g)		Calcium	10%
Protein (2 g)		Iron	25%
*Percent Daily Values are based on a 2,000 calorie diet. Your daily values may be higher or lower depending on your calorie needs.		Folate	50%
		Zinc	25%

Ingredients / Allergens:

WHOLE OAT FLOUR, SUGAR, MODIFIED CORN STARCH, WHEAT GERM, BROWN SUGAR, HONEY, OAT FIBER, SALT, TRIPOTASSIUM PHOSPHATE, ALMONDS, CANOLA OIL, SILICON DIOXIDE, NATURAL FLAVOR, COLOR (CARAMEL ANNATTO), VITAMINS & MINERALS: CALCIUM CARBONATE, VITAMIN C (SODIUM ASCORBATE), REDUCED IRON, VITAMIN A (PALMITATE), NIACINAMIDE, ZINC (ZINC OXIDE), VITAMIN B6 (PYRIDOXINE HYDROCHLORIDE), VITAMIN B2 (RIBOFLAVIN), VITAMIN D (CHOLECALCIFEROL), VITAMIN B1 (THIAMINE HYDROCHLORIDE), FOLIC ACID, VITAMIN B12 (CYANOCOBALAMIN). CONTAINS: WHEAT, ALMONDS.

5368 Bran Flakes, 20 oz

Better Choice



Nutrition Facts Per Serving			
Serving Size	3/4 cups (29 g)	Calories	110
Servings per Container	about 20	Calories from Fat	5
% Daily Value*		% Daily Value*	
Total Fat (0.5 g)	1%	Vitamin A	25%
Saturated Fat (0 g)	0%	Thiamine (B1)	25%
Trans Fat (0 g)		RiboFlavin (B2)	25%
Cholesterol (0 mg)	0%	Niacin (B3)	25%
Sodium (210 mg)	9%	Vitamin B6	100%
Potassium (160 mg)	5%	Vitamin B12	100%
Total Carbohydrates (23 g)	8%	Vitamin C	25%
Dietary Fiber (5 g)	20%	Vitamin D	10%
Total Sugars (5 g)		Vitamin E	25%
Protein (3 g)		Calcium	0%
*Percent Daily Values are based on a 2,000 calorie diet. Your daily values may be higher or lower depending on your calorie needs.		Iron	50%
		Folate	100%
		Phosphorous	15%
		Magnesium	10%
		Copper	6%
		Zinc	25%

Ingredients / Allergens:

WHOLE WHEAT, WHEAT BRAN, SUGAR, BROWN SUGAR SYRUP. Contains 2% or less of: SALT, MALT EXTRACT, IRON (FERRIC ORTHOPHOSPHATE), VITAMIN C (SODIUM ASCORBATE), CALCIUM (CALCIUM CARBONATE), VITAMIN A (PALMITATE), VITAMIN E (ACETATE), ZINC (ZINC OXIDE), NIACINAMIDE, VITAMIN B6 (PYRIDOXINE HYDROCHLORIDE), VITAMIN B12 (CYANOCOBALAMIN), VITAMIN B1 (THIAMINE MONONITRATE), FOLIC ACID, VITAMIN D (CHOLECALCIFEROL), VITAMIN B2 (RIBOFLAVIN). CONTAINS: WHEAT.

5370 Shredded Wheat, Bite Size, 16.4 oz

Best Choice



Nutrition Facts Per Serving			
Serving Size	22 biscuits (60 g)	Calories	22
Servings per Container	about 8	Calories from Fat	
% Daily Value*		% Daily Value*	
Total Fat (1.5 g)	2%	Thiamine (B1)	10%
Saturated Fat (0 g)	0%	Niacin (B3)	15%
Trans Fat (0 g)		Vitamin B6	6%
Polyunsaturated Fat (0.5 g)		Vitamin D (0 IU)	0%
Monounsaturated Fat (0 g)		Calcium (20 mg)	0%
Cholesterol (0 mg)	0%	Iron (1.8 mg)	10%
Sodium (10 mg)	0%	Folate (25 mcg)	6%
Potassium (270 mg)	6%	Phosphorous	20%
Total Carbohydrates (48 g)	17%	Magnesium	10%
Dietary Fiber (8 g)	29%	Copper	25%
Soluble Fiber (2 g)		Zinc	15%
Insoluble Fiber (2 g)			
Total Sugars (0 g)			
Added Sugars (0 g)	0%		
Protein (7 g)			
*Percent Daily Values are based on a 2,000 calorie diet. Your daily values may be higher or lower depending on your calorie needs.			

Ingredients / Allergens:

WHOLE GRAIN WHEAT. Freshness preserved by: VITAMIN E (MIXED TOCOPHEROLS). CONTAINS: WHEAT.

5373 Cream of Wheat, Cinnabon

Limited



Nutrition Facts Per Serving			
Serving Size	1 packet (35 g)	Calories	130
Servings per Container	3	Calories from Fat	0
% Daily Value*		% Daily Value*	
Total Fat (0 g)	0%	Vitamin A	25%
Saturated Fat (0 g)	0%	Thiamine (B1)	25%
Trans Fat (0 g)		RiboFlavin (B2)	20%
Cholesterol (0 mg)	0%	Niacin (B3)	25%
Sodium (170 mg)	7%	Vitamin B6	20%
Total Carbohydrates (30 g)	10%	Vitamin C	0%
Dietary Fiber (1 g)	4%	Vitamin D	20%
Total Sugars (14 g)		Calcium	20%
Protein (2 g)		Iron	50%
*Percent Daily Values are based on a 2,000 calorie diet. Your daily values may be higher or lower depending on your calorie needs.		Folic acid	25%

Ingredients / Allergens:

WHEAT FARINA, SUGAR, NATURAL FLAVORS, CINNAMON, CALCIUM CARBONATE, SALT, GUAR GUM, DEFATTED WHEAT GERM, DRY MOLASSES, XANTHAN GUM, FERRIC ORTHOPHOSPHATE (IRON), CARAMEL COLOR, VITAMIN A ACETATE, NIACIN (VITAMIN B2), PYRIDOXINE HYDROCHLORIDE (VITAMIN B6), THIAMINE MONONITRATE (VITAMIN B), FOLIC ACID, BHT (To Preserve Freshness). CONTAINS: MILK, WHEAT.

5380 Cap'n Crunch Ops All Berries

Limited



Nutrition Facts Per Serving			
Serving Size	1 1/4 cups (38 g)	Calories	150
Servings per Container	about 2.5	Calories from Fat	0
% Daily Value*		% Daily Value*	
Total Fat (1.5 g)	2%	Thiamine (B1) (0.4 mg)	30%
Saturated Fat (0.5 g)	3%	RiboFlavin (B2) (0.3 mg)	25%
Trans Fat (0 g)		Niacin (B3) (4.8 mg)	30%
Polyunsaturated Fat (0 g)		Vitamin B6 (0.5 mg)	30%
Monounsaturated Fat (0.5 g)		Vitamin D (0 IU)	0%
Cholesterol (0 mg)	0%	Calcium	0%
Sodium (240 mg)	11%	Iron (8.4 mg)	45%
Potassium (70 mg)	0%	Folic acid	100%
Total Carbohydrates (33 g)	12%	Folate (240 mcg)	60%
Dietary Fiber (1 g)	3%	Zinc	35%
Total Sugars (17 g)			
Added Sugars (17 g)	33%		
Protein (2 g)			
*Percent Daily Values are based on a 2,000 calorie diet. Your daily values may be higher or lower depending on your calorie needs.			

Ingredients / Allergens:

CORN FLOUR, SUGAR, OAT FLOUR, BROWN SUGAR, PALM OIL AND/OR COCONUT OIL, SALT, SODIUM CITRATE, NATURAL AND ARTIFICIAL FLAVOR, MALIC ACID, RED 40, BLUE 1, REDUCED IRON, YELLOW 5, NIACINAMIDE, THIAMIN MONONITRATE, BHT (To Preserve Freshness), PYRIDOXINE HYDROCHLORIDE, RIBOFLAVIN, FOLIC ACID.

Noodles / Rice / Beans / Grains

5200 Creamy Chicken Ramen

Available in Singles as: 5294

Limited



Nutrition Facts Per Serving			
Serving Size	1/2 blocks (43 g)	Calories	190
Servings per Container	2	Calories from Fat	70
% Daily Value*		% Daily Value*	
Total Fat (8 g)	12%	Vitamin A	
Saturated Fat (4 g)	20%	Vitamin C	
Trans Fat (0 g)		Calcium	
Cholesterol (0 mg)	0%	Iron	10%
Sodium (610 mg)	25%		
Total Carbohydrates (26 g)	9%		
Dietary Fiber (1 g)	3%		
Total Sugars (1 g)			
Protein (5 g)			

*Percent Daily Values are based on a 2,000 calorie diet. Your daily values may be higher or lower depending on your calorie needs.

Ingredients / Allergens:

RAMEN NOODLE INGREDIENTS: ENRICHED WHEAT FLOUR (WHEAT FLOUR, NIACIN, REDUCED IRON, THIAMIN MONONITRATE, RIBOFLAVIN, FOLIC ACID), VEGETABLE OIL (Contains one or more of the following: CANOLA, COTTONSEED, PALM), PRESERVED BY TBHQ. Contains less than 1% of: SALT, SOY SAUCE (WATER, WHEAT, SOYBEANS, SALT), POTASSIUM CARBONATE, SODIUM (MONO, HEXAMETA AND/OR TRIPOLY) PHOSPHATE, SODIUM CARBONATE, TURMERIC.

SOUP BASE INGREDIENTS: SALT, POWDERED CREAM SUBSTITUTE (PALM OIL, CORN SYRUP SOLIDS, SODIUM CASEINATE [MILK DERIVATIVE], MONO- AND DIGLYCERIDES), MALTODEXTRIN, SUGAR, CHICKEN BROTH, YEAST EXTRACT, SPICES (CELERY SEED), NATURAL FLAVORS, VEGETABLE OIL (PALM), XANTHAN GUM, SILICON DIOXIDE (ANTI-CAKING AGENT), TURMERIC, DISODIUM GUANYLATE, DISODIUM INOSINATE. CONTAINS: WHEAT, SOY, MILK INGREDIENTS. Manufactured in a facility that also processes: CRUSTACEAN SHELLFISH PRODUCTS.

5201 Shrimp Ramen

Available in Singles as: 5299

Limited



Nutrition Facts Per Serving			
Serving Size	1/2 blocks (43 g)	Calories	190
Servings per Container	2	Calories from Fat	70
% Daily Value*		% Daily Value*	
Total Fat (7 g)	11%	Vitamin A	
Saturated Fat (3.5 g)	18%	Vitamin C	0%
Trans Fat (0 g)		Calcium	
Cholesterol (0 mg)	0%	Iron	10%
Sodium (860 mg)	36%		
Total Carbohydrates (26 g)	9%		
Dietary Fiber (1 g)	3%		
Total Sugars (1 g)			
Protein (5 g)			

*Percent Daily Values are based on a 2,000 calorie diet. Your daily values may be higher or lower depending on your calorie needs.

Ingredients / Allergens:

RAMEN NOODLE INGREDIENTS: ENRICHED WHEAT FLOUR (WHEAT FLOUR, NIACIN, REDUCED IRON, THIAMIN MONONITRATE, RIBOFLAVIN, FOLIC ACID), VEGETABLE OIL (Contains one or more of the following: CANOLA, COTTONSEED, PALM), PRESERVED BY TBHQ. Contains less than 1% of: SALT, SOY SAUCE (WATER, WHEAT, SOYBEANS, SALT), POTASSIUM CARBONATE, SODIUM (MONO, HEXAMETA AND/OR TRIPOLY) PHOSPHATE, SODIUM CARBONATE, TURMERIC.

SOUP BASE INGREDIENTS: SALT, MALTODEXTRIN, MONOSODIUM GLUTAMATE. Contains less than 1% of: SUGAR, HYDROLYZED CORN, WHEAT AND SOY PROTEIN, CHILI, PAPRIKA AND OTHER SPICES (CELERY SEED), DEHYDRATED VEGETABLES (CARROT, GARLIC), YEAST EXTRACT, TURMERIC, POWDERED COOKED CHICKEN, DISODIUM GUANYLATE, DISODIUM INOSINATE, CARAMEL COLOR, NATURAL SHRIMP AND LOBSTER FLAVORS, CABBAGE EXTRACT, LACTOSE. CONTAINS: WHEAT, SOY, MILK, SHRIMP AND LOBSTER INGREDIENTS.

5202 Chili Ramen

Available in Singles as: 5295

Limited



Nutrition Facts Per Serving			
Serving Size	1/2 blocks (43 g)	Calories	190
Servings per Container	2	Calories from Fat	70
% Daily Value*		% Daily Value*	
Total Fat (7 g)	11%	Vitamin A	
Saturated Fat (3.5 g)	18%	Vitamin C	0%
Trans Fat (0 g)		Calcium	
Cholesterol (0 mg)	0%	Iron	10%
Sodium (660 mg)	28%		
Total Carbohydrates (26 g)	9%		
Dietary Fiber (1 g)	4%		
Total Sugars (1 g)			
Protein (5 g)			
*Percent Daily Values are based on a 2,000 calorie diet. Your daily values may be higher or lower depending on your calorie needs.			

Ingredients / Allergens:

RAMEN NOODLE INGREDIENTS: ENRICHED WHEAT FLOUR (WHEAT FLOUR, NIACIN, REDUCED IRON, THIAMIN MONONITRATE, RIBOFLAVIN, FOLIC ACID), VEGETABLE OIL (Contains one or more of the following: CANOLA, COTTONSEED, PALM), PRESERVED BY TBHQ. Contains less than 1% of: SALT, SOY SAUCE (WATER, WHEAT, SOYBEANS, SALT), POTASSIUM CARBONATE, SODIUM (MONO, HEXAMETA AND/OR TRIPOLY) PHOSPHATE, SODIUM CARBONATE, TURMERIC.

SOUP BASE INGREDIENTS: SALT, CHILI, PAPRIKA AND OTHER SPICES, MONOSODIUM GLUTAMATE, MALTODEXTRIN. Contains less than 1% of: SUGAR, DEHYDRATED VEGETABLES (GARLIC, ONION, CHIVE), DEHYDRATED SOY SAUCE (WHEAT, SOYBEANS, SALT), BEEF FAT, SILICON DIOXIDE (ANTI-CAKING AGENT), CARAMEL COLOR, BEEF EXTRACT, CITRIC ACID, DISODIUM INOSINATE, DISODIUM GUANYLATE, LACTOSE, YEAST EXTRACT. CONTAINS: WHEAT, SOY, MILK INGREDIENTS. Manufactured in a facility that also processes: CRUSTACEAN SHELLFISH PRODUCTS.

5203 Roast Beef Ramen

Available in Singles as: 5296

Limited



Nutrition Facts Per Serving			
Serving Size	1/2 blocks (43 g)	Calories	190
Servings per Container	2	Calories from Fat	70
% Daily Value*		% Daily Value*	
Total Fat (7 g)	11%	Vitamin A	
Saturated Fat (3.5 g)	18%	Vitamin C	0%
Trans Fat (0 g)		Calcium	
Cholesterol (0 mg)	0%	Iron	10%
Sodium (810 mg)	34%		
Total Carbohydrates (26 g)	9%		
Dietary Fiber (1 g)	4%		
Total Sugars (1 g)			
Protein (5 g)			
*Percent Daily Values are based on a 2,000 calorie diet. Your daily values may be higher or lower depending on your calorie needs.			

Ingredients / Allergens:

RAMEN NOODLE INGREDIENTS: ENRICHED WHEAT FLOUR (WHEAT FLOUR, NIACIN, REDUCED IRON, THIAMIN MONONITRATE, RIBOFLAVIN, FOLIC ACID), VEGETABLE OIL (Contains one or more of the following: CANOLA, COTTONSEED, PALM), PRESERVED BY TBHQ. Contains less than 1% of: SALT, SOY SAUCE (WATER, WHEAT, SOYBEANS, SALT), POTASSIUM CARBONATE, SODIUM (MONO, HEXAMETA AND/OR TRIPOLY) PHOSPHATE, SODIUM CARBONATE, TURMERIC.

SOUP BASE INGREDIENTS: SALT, SUGAR, MONOSODIUM GLUTAMATE. Contains less than 1% of: DEHYDRATED SOY SAUCE (WHEAT, SOYBEANS, SALT), MALTODEXTRIN, DEHYDRATED VEGETABLES (ONION, GARLIC, CHIVE), HYDROLYZED CORN, WHEAT AND SOY PROTEIN, CARAMEL COLOR, NATURAL FLAVORS, SPICES, YEAST EXTRACT, BEEF FAT, CITRIC ACID, DISODIUM INOSINATE, DISODIUM GUANYLATE, LACTOSE. CONTAINS: WHEAT, SOY, MILK INGREDIENTS. Manufactured in a facility that also processes: CRUSTACEAN SHELLFISH PRODUCTS.

5205 Spicy Vegetable Ramen

Available in Singles as: 5297

Limited



Nutrition Facts Per Serving			
Serving Size	1/2 blocks (43 g)	Calories	190
Servings per Container	2	Calories from Fat	70
% Daily Value*		% Daily Value*	
Total Fat (7 g)	11%	Vitamin A	
Saturated Fat (3.5 g)	18%	Vitamin C	
Trans Fat (0 g)		Calcium	
Cholesterol (0 mg)	0%	Iron	10%
Sodium (770 mg)	32%		
Total Carbohydrates (26 g)	9%		
Dietary Fiber (1 g)	3%		
Total Sugars (1 g)			
Protein (5 g)			

*Percent Daily Values are based on a 2,000 calorie diet. Your daily values may be higher or lower depending on your calorie needs.

Ingredients / Allergens:

RAMEN NOODLE INGREDIENTS: ENRICHED WHEAT FLOUR (WHEAT FLOUR, NIACIN, REDUCED IRON, THIAMIN MONONITRATE, RIBOFLAVIN, FOLIC ACID), VEGETABLE OIL (Contains one or more of the following: CANOLA, COTTONSEED, PALM), PRESERVED BY TBHQ. Contains less than 1% of: SALT, SOY SAUCE (WATER, WHEAT, SOYBEANS, SALT), POTASSIUM CARBONATE, SODIUM (MONO, HEXAMETA AND/OR TRIPOLY) PHOSPHATE, SODIUM CARBONATE, TURMERIC.

SOUP BASE INGREDIENTS: SALT, MONOSODIUM GLUTAMATE. Contains less than 1% of: SUGAR, HYDROLYZED CORN, WHEAT AND SOY PROTEIN, CHILI AND OTHER SPICES (CELERY SEED), DEHYDRATED VEGETABLES (ONION, CABBAGE), YEAST EXTRACT, NATURAL FLAVORS, SILICON DIOXIDE (ANTI-CAKING AGENT), VEGETABLE OIL (PALM), MALTODEXTRIN, CABBAGE EXTRACT, TURMERIC, DISODIUM GUANYLATE, DISODIUM INOSINATE, LACTOSE. CONTAINS: WHEAT, SOY, MILK INGREDIENTS. Manufactured in a facility that also processes: CRUSTACEAN SHELLFISH PRODUCTS.

5208 Angel Hair Pasta

Limited



Nutrition Facts Per Serving			
Serving Size	2 ounces (56 g)	Calories	210
Servings per Container	about 8	Calories from Fat	10
% Daily Value*		% Daily Value*	
Total Fat (1 g)	2%	Vitamin A	0%
Saturated Fat (0 g)	0%	Vitamin C	0%
Trans Fat (0 g)		Calcium	0%
Cholesterol (0 mg)	0%	Iron	4%
Sodium (0 mg)	0%		
Total Carbohydrates (44 g)	15%		
Dietary Fiber (2 g)	8%		
Total Sugars (2 g)			
Protein (6 g)			

*Percent Daily Values are based on a 2,000 calorie diet. Your daily values may be higher or lower depending on your calorie needs.

Ingredients / Allergens:

SEMOLINA FLOUR, DURUM FLOUR. CONTAINS: WHEAT INGREDIENTS.

5209 Texas Beef Ramen

Available in Singles as: 5298

Limited



Nutrition Facts Per Serving			
Serving Size	1/2 blocks (43 g)	Calories	190
Servings per Container	2	Calories from Fat	70
% Daily Value*		% Daily Value*	
Total Fat (7 g)	11%	Vitamin A	0%
Saturated Fat (3.5 g)	18%	Vitamin C	
Trans Fat (0 g)		Calcium	
Cholesterol (0 mg)	0%	Iron	8%
Sodium (800 mg)	33%		
Total Carbohydrates (26 g)	9%		
Dietary Fiber (1 g)	3%		
Total Sugars (2 g)			
Protein (5 g)			

*Percent Daily Values are based on a 2,000 calorie diet. Your daily values may be higher or lower depending on your calorie needs.

Ingredients / Allergens:

RAMEN NOODLE INGREDIENTS: ENRICHED WHEAT FLOUR (WHEAT FLOUR, NIACIN, REDUCED IRON, THIAMIN MONONITRATE, RIBOFLAVIN, FOLIC ACID), VEGETABLE OIL (Contains one or more of the following: CANOLA, COTTONSEED, PALM), PRESERVED BY TBHQ. Contains less than 1% of: SALT, SOY SAUCE (WATER, WHEAT, SOYBEANS, SALT), POTASSIUM CARBONATE, SODIUM (MONO, HEXAMETA AND/OR TRIPOLY) PHOSPHATE, SODIUM CARBONATE, TURMERIC.

SOUP BASE INGREDIENTS: SALT, SUGAR. Contains less than 1% of: MONOSODIUM GLUTAMATE, DEHYDRATED SOY SAUCE (WHEAT, SOYBEANS, SALT), HYDROLYZED CORN, WHEAT AND SOY PROTEIN, CARAMEL COLOR, CHILI AND OTHER SPICES, DEHYDRATED VEGETABLES (ONION, GARLIC, CHIVE), MALTODEXTRIN, YEAST EXTRACT, BEEF FAT, DISODIUM INOSINATE, DISODIUM GUANYLATE, LACTOSE. CONTAINS: WHEAT, SOY, MILK INGREDIENTS. Manufactured on equipment that also processes: CRUSTACEAN SHELLFISH PRODUCTS.

5210 Thai Rice Noodles

Limited



Nutrition Facts Per Serving			
Serving Size	1/3 packages (35 g)	Calories	260
Servings per Container	3	Calories from Fat	35
% Daily Value*		% Daily Value*	
Total Fat (4 g)	6%	Vitamin A	8%
Saturated Fat (2 g)	9%	Vitamin C	0%
Trans Fat (0 g)		Calcium	4%
Cholesterol (0 mg)	0%	Iron	15%
Sodium (990 mg)	41%		
Total Carbohydrates (51 g)	17%		
Dietary Fiber (3 g)	12%		
Total Sugars (3 g)			
Protein (6 g)			

*Percent Daily Values are based on a 2,000 calorie diet. Your daily values may be higher or lower depending on your calorie needs.

Ingredients / Allergens:

RICE NOODLES (RICE, STARCH), SEASONING [SALT, MONOSODIUM GLUTAMATE (MSG), SUGAR, CHILI POWDER, BLACK PEPPER POWDER, SOY SAUCE POWDER, CURRY POWDER, ARTIFICIAL CHICKEN FLAVOR], OIL PACKET (PALM OIL, CHILI POWDER, ONION, SOY BEAN PASTE, GARLIC, CURRY POWDER, GINGER POWDER, WHITE PEPPER POWDER, ARTIFICIAL CHICKEN FLAVOR), VEGETABLE PACKET (MUSHROOMS, CARROTS, CABBAGE, CORN, GREEN ONIONS).

5211 Macaroni & Cheese

Limited



Nutrition Facts Per Serving					
Serving Size	1/3 cups (56 g)	Calories	200	Calories from Fat	5
Servings per Container	about 3.5				
% Daily Value*			% Daily Value*		
Total Fat (1 g)	1%	Vitamin A	0%		
Saturated Fat (1 g)	0%	Thiamine (B1)	30%		
Trans Fat (0 g)		RiboFlavin (B2)	10%		
Cholesterol (0 mg)	0%	Niacin (B3)	15%		
Sodium (480 mg)	20%	Calcium	4%		
Total Carbohydrates (42 g)	14%	Iron	8%		
Dietary Fiber (2 g)	6%	Folate	25%		
Total Sugars (4 g)					
Protein (7 g)					
*Percent Daily Values are based on a 2,000 calorie diet. Your daily values may be higher or lower depending on your calorie needs.					

Ingredients / Allergens:

ENRICHED MACARONI PRODUCT (SEMOLINA [WHEAT] FLOUR, NIACIN, IRON [FERROUS SULFATE], THIAMIN MONONITRATE, RIBOFLAVIN, FOLIC ACID), WHEY, MALTODEXTRIN, WHEAT FLOUR, SALT, NATURAL FLAVORS, SEMISOFT CHEESE POWDER (MILK, CHEESE CULTURE, SALT, ENZYMES), BUTTERMILK SOLIDS, CALCIUM PHOSPHATE, SODIUM PHOSPHATE, FD & C YELLOW 6, FD & C YELLOW 5, LACTIC ACID. , MADE ON SHARED EQUIPMENT THAT ALSO PRODUCES, EGG AND SOY.

5280 L/S Chicken Ramen

Available in Singles as: 5284

Better Choice



Nutrition Facts Per Serving					
Serving Size	1/2 blocks (43 g)	Calories	190	Calories from Fat	70
Servings per Container	2				
% Daily Value*			% Daily Value*		
Total Fat (7 g)	11%	Vitamin A			
Saturated Fat (3.5 g)	18%	Vitamin C			
Trans Fat (0 g)		Calcium			
Cholesterol (0 mg)	0%	Iron	10%		
Sodium (570 mg)	24%				
Total Carbohydrates (26 g)	9%				
Dietary Fiber (1 g)	3%				
Total Sugars (1 g)					
Protein (5 g)					
*Percent Daily Values are based on a 2,000 calorie diet. Your daily values may be higher or lower depending on your calorie needs.					

Ingredients / Allergens:

RAMEN NOODLE INGREDIENTS: ENRICHED WHEAT FLOUR (WHEAT FLOUR, NIACIN, REDUCED IRON, THIAMIN MONONITRATE, RIBOFLAVIN, FOLIC ACID), VEGETABLE OIL (Contains one or more of the following: CANOLA, COTTONSEED, PALM), PRESERVED BY TBHQ. Contains less than 1% of: SALT, SOY SAUCE (WATER, WHEAT, SOYBEANS, SALT), POTASSIUM CARBONATE, SODIUM (MONO, HEXAMETA AND/OR TRIPOLY) PHOSPHATE, SODIUM CARBONATE, TURMERIC.

SOUP BASE INGREDIENTS: SALT, SUGAR, MALTODEXTRIN. Contains less than 1% of: POTASSIUM CHLORIDE, DEHYDRATED VEGETABLES (GARLIC, ONION, CHIVE), YEAST EXTRACT, CHICKEN FAT, DEHYDRATED SOY SAUCE (WHEAT, SOYBEANS, SALT), HYDROLYZED CORN, WHEAT PROTEIN, SOY PROTEIN, DEHYDRATED SHIITAKE MUSHROOM, POWDERED COOKED CHICKEN, SPICES (CELERY SEED), TURMERIC, DISODIUM GUANYLATE, DISODIUM INOSINATE, SILICON DIOXIDE (ANTI-CAKING AGENT), VEGETABLE OIL (PALM), CITRIC ACID, LACTOSE. CONTAINS: WHEAT, SOY, MILK INGREDIENTS. Manufactured in a facility that also processes: CRUSTACEAN SHELLFISH PRODUCTS.

5281 L/S Chili Ramen

Available in Singles as: 5285

Better Choice



Nutrition Facts Per Serving			
Serving Size	1/2 blocks (43 g)	Calories	190
Servings per Container	2	Calories from Fat	70
% Daily Value*		% Daily Value*	
Total Fat (7 g)	11%	Vitamin A	
Saturated Fat (4 g)	20%	Vitamin C	
Trans Fat (0 g)		Calcium	
Cholesterol (0 mg)	0%	Iron	10%
Sodium (460 mg)	19%		
Total Carbohydrates (26 g)	9%		
Dietary Fiber (1 g)	4%		
Total Sugars (1 g)			
Protein (5 g)			

*Percent Daily Values are based on a 2,000 calorie diet. Your daily values may be higher or lower depending on your calorie needs.

Ingredients / Allergens:

RAMEN NOODLE INGREDIENTS: ENRICHED WHEAT FLOUR (WHEAT FLOUR, NIACIN, REDUCED IRON, THIAMIN MONONITRATE, RIBOFLAVIN, FOLIC ACID), VEGETABLE OIL (Contains one or more of the following: CANOLA, COTTONSEED, PALM), PRESERVED BY TBHQ. Contains less than 1% of: SALT, SOY SAUCE (WATER, WHEAT, SOYBEANS, SALT), POTASSIUM CARBONATE, SODIUM (MONO, HEXAMETA AND/OR TRIPOLY) PHOSPHATE, SODIUM CARBONATE, TURMERIC.

SOUP BASE INGREDIENTS: CHILI, PAPRIKA AND OTHER SPICES, SALT. Contains less than 1% of: MONOSODIUM GLUTAMATE, MALTODEXTRIN, POTASSIUM CHLORIDE, SUGAR, DEHYDRATED VEGETABLES (GARLIC, ONION, CHIVE), DEHYDRATED SOY SAUCE (WHEAT, SOYBEANS, SALT), SILICON DIOXIDE (ANTI-CAKING AGENT), BEEF EXTRACT, CARAMEL COLOR, CITRIC ACID, DISODIUM INOSINATE, DISODIUM GUANYLATE, LACTOSE. CONTAINS: WHEAT, SOY, MILK INGREDIENTS. Manufactured in a facility that also processes: CRUSTACEAN SHELLFISH PRODUCTS.

5282 L/S Beef Ramen

Available in Singles as: 5286

Better Choice



Nutrition Facts Per Serving			
Serving Size	1/2 blocks (43 g)	Calories	190
Servings per Container	2	Calories from Fat	70
% Daily Value*		% Daily Value*	
Total Fat (7 g)	11%	Vitamin A	
Saturated Fat (3.5 g)	18%	Vitamin C	
Trans Fat (0 g)		Calcium	
Cholesterol (0 mg)	0%	Iron	8%
Sodium (550 mg)	23%		
Total Carbohydrates (26 g)	9%		
Dietary Fiber (1 g)	3%		
Total Sugars (1 g)			
Protein (5 g)			

*Percent Daily Values are based on a 2,000 calorie diet. Your daily values may be higher or lower depending on your calorie needs.

Ingredients / Allergens:

RAMEN NOODLE INGREDIENTS: ENRICHED WHEAT FLOUR (WHEAT FLOUR, NIACIN, REDUCED IRON, THIAMIN MONONITRATE, RIBOFLAVIN, FOLIC ACID), VEGETABLE OIL (Contains one or more of the following: CANOLA, COTTONSEED, PALM), PRESERVED BY TBHQ. Contains less than 1% of: SALT, SOY SAUCE (WATER, WHEAT, SOYBEANS, SALT), POTASSIUM CARBONATE, SODIUM (MONO, HEXAMETA AND/OR TRIPOLY) PHOSPHATE, SODIUM CARBONATE, TURMERIC.

SOUP BASE INGREDIENTS: SALT, SUGAR, MALTODEXTRIN, POTASSIUM CHLORIDE. Contains less than 1% of: CARAMEL COLOR, HYDROLYZED CORN, WHEAT AND SOY PROTEIN, DEHYDRATED VEGETABLES (ONION, GARLIC, CHIVE), DEHYDRATED SHIITAKE MUSHROOM, SPICES, BEEF FAT, DISODIUM GUANYLATE, DISODIUM INOSINATE, YEAST EXTRACT, NATURAL FLAVOR, SILICON DIOXIDE, LACTOSE. CONTAINS: WHEAT, SOY, MILK INGREDIENTS. Manufactured in a facility that also processes: CRUSTACEAN SHELLFISH PRODUCTS.

5283 L/S Spicy Veg Ramen

Available in Singles as: 5287

Better Choice



Nutrition Facts Per Serving			
Serving Size	1/2 blocks (43 g)	Calories	190
Servings per Container	2	Calories from Fat	70
% Daily Value*		% Daily Value*	
Total Fat (7 g)	11%	Vitamin A	
Saturated Fat (3.5 g)	18%	Vitamin C	
Trans Fat (0 g)		Calcium	
Cholesterol (0 mg)	0%	Iron	10%
Sodium (460 mg)	19%		
Total Carbohydrates (26 g)	9%		
Dietary Fiber (1 g)	4%		
Total Sugars (1 g)			
Protein (5 g)			
*Percent Daily Values are based on a 2,000 calorie diet. Your daily values may be higher or lower depending on your calorie needs.			

Ingredients / Allergens:

RAMEN NOODLE INGREDIENTS: ENRICHED WHEAT FLOUR (WHEAT FLOUR, NIACIN, REDUCED IRON, THIAMIN MONONITRATE, RIBOFLAVIN, FOLIC ACID), VEGETABLE OIL (Contains one or more of the following: CANOLA, COTTONSEED, PALM), PRESERVED BY TBHQ. Contains less than 1% of: SALT, SOY SAUCE (WATER, WHEAT, SOYBEANS, SALT), POTASSIUM CARBONATE, SODIUM (MONO, HEXAMETA AND/OR TRIPOLY) PHOSPHATE, SODIUM CARBONATE, TURMERIC.

SOUP BASE INGREDIENTS: MALTODEXTRIN, MONOSODIUM GLUTAMATE, SALT. Contains less than 1% of: SUGAR, POTASSIUM CHLORIDE, CHILI AND OTHER SPICES (CELERY SEED), DEHYDRATED VEGETABLES (CABBAGE, ONION), YEAST EXTRACT, HYDROLYZED CORN, WHEAT AND SOY PROTEIN, NATURAL FLAVORS, DISODIUM GUANYLATE, DISODIUM INOSINATE, VEGETABLE OIL (PALM), SILICON DIOXIDE (ANTI-CAKING AGENT), LACTOSE, TURMERIC. CONTAINS: WHEAT, SOY, MILK INGREDIENTS. Manufactured in a facility that also processes: CRUSTACEAN SHELLFISH PRODUCTS.

5310 White Rice

Limited



Nutrition Facts Per Serving			
Serving Size	1/2 cups (45 g)	Calories	160
Servings per Container	about 5	Calories from Fat	0
% Daily Value*		% Daily Value*	
Total Fat (0 g)	0%	Vitamin A (0 IU)	0%
Saturated Fat (0 g)	0%	Thiamine (B1) (0.1 mg)	8%
Trans Fat (0 g)		Niacin (B3) (0.5 mg)	4%
Cholesterol (0 mg)	0%	Vitamin C (0 mg)	0%
Sodium (0 mg)	0%	Vitamin D (0 IU)	0%
Potassium (20 mg)	0%	Calcium (10 mg)	0%
Total Carbohydrates (37 g)	13%	Iron (1.6 mg)	8%
Dietary Fiber (2 g)	7%	Folate (95 mcg)	25%
Total Sugars (0 g)			
Added Sugars (0 g)	0%		
Protein (3 g)			
*Percent Daily Values are based on a 2,000 calorie diet. Your daily values may be higher or lower depending on your calorie needs.			

Ingredients / Allergens:

ENRICHED PRE-COOKED LONG GRAIN RICE [RICE, MALTODEXTRIN, FERRIC ORTHOPHOSPHATE (IRON), NIACINAMIDE (NIACIN), FOLIC ACID, THIAMINE HYDROCHLORIDE (THIAMINE)] .

5316 Cheesy Rice & Beans

Limited



Nutrition Facts Per Serving					
Serving Size	1/2 cups (45 g)	Calories	170	Calories from Fat	30
Servings per Container	5				
% Daily Value*		% Daily Value*			
Total Fat (2 g)	4%	Vitamin A		2%	
Saturated Fat (0.5 g)	3%	Vitamin C		10%	
Trans Fat (0 g)		Calcium		4%	
Cholesterol (5 mg)	1%	Iron		8%	
Sodium (560 mg)	23%				
Total Carbohydrates (32 g)	11%				
Dietary Fiber (2 g)	8%				
Total Sugars (2 g)					
Protein (5 g)	10%				
*Percent Daily Values are based on a 2,000 calorie diet. Your daily values may be higher or lower depending on your calorie needs.					

Ingredients / Allergens:

RICE, NACHO SEASONING [WHEY, MALTODEXTRIN, CHEDDAR CHEESE (CULTURED PASTEURIZED MILK, SALT, ENZYMES), SALT, ONION POWDER, MONOSODIUM GLUTAMATE. Partially HYDROGENATED SOYBEAN OIL, BUTTERMILK, TOMATO POWDER, WHEY PROTEIN CONCENTRATE, DEXTROSE, GARLIC POWDER, RED BELL PEPPERS, GREEN BELL PEPPERS, NATURAL AND ARTIFICIAL FLAVOR, ROMANO CHEESE FROM COW'S MILK (CULTURED PASTEURIZED PART SKIM MILK, SALT, ENZYMES), PARMESAN CHEESE (CULTURED PASTEURIZED PART SKIM MILK, SALT, ENZYMES), CHILI PEPPER, CITRIC ACID, LACTIC ACID, SPICE, MILK PROTEIN CONCENTRATE, DISODIUM INOSINATE, DISODIUM GUANYLATE, ARTIFICIAL COLOR (YELLOW 5, YELLOW 6, YELLOW 5 LAKE, YELLOW 6 LAKE, CARAMEL COLOR, EXTRACTIVE OF TURMERIC). Less than 2% of: SILICON DIOXIDE As an Anticaking Agent.], PINTO BEANS, CANOLA OIL, SALT, ONION. CONTAINS: MILK, SOY.

5317 Flour Tortillas, 8"

Limited



Nutrition Facts Per Serving					
Serving Size	1 each (37 g)	Calories	110	Calories from Fat	20
Servings per Container	6				
% Daily Value*		% Daily Value*			
Total Fat (2.5 g)	4%	Vitamin A		0%	
Saturated Fat (1 g)	5%	Vitamin C		0%	
Trans Fat (0 g)		Calcium		8%	
Cholesterol (0 mg)	0%	Iron		6%	
Sodium (260 mg)	11%				
Total Carbohydrates (18 g)	6%				
Dietary Fiber (0 g)	0%				
Total Sugars (0 g)					
Protein (3 g)					
*Percent Daily Values are based on a 2,000 calorie diet. Your daily values may be higher or lower depending on your calorie needs.					

Ingredients / Allergens:

ENRICHED BLEACHED WHEAT FLOUR (WHEAT FLOUR, NIACIN, REDUCED IRON, THIAMIN MONONITRATE, RIBOFLAVIN, FOLIC ACID), WATER, VEGETABLE SHORTENING (INTERESTERIFIED SOYBEAN OIL, HYDROGENATED SOYBEAN OIL AND/OR PALM OIL). Contains 2% or less of: SALT, LEAVENING (SODIUM BICARBONATE, SODIUM ALUMINUM SULFATE, CORN STARCH, MONOCALCIUM PHOSPHATE AND/OR SODIUM ACID PYROPHOSPHATE, CALCIUM SULFATE), DISTILLED MONOGLYCERIDES, ENZYMES, WHEAT STARCH, CALCIUM CARBONATE, ANTIOXIDANTS (TOCOPHEROLS, ASCORBIC ACID), CELLULOSE GUM, DOUGH CONDITIONERS (FUMARIC ACID, SODIUM METABISULPHITE), PRESERVATIVES: CALCIUM PROPIONATE, SORBIC ACID AND/OR CITRIC ACID). CONTAINS: WHEAT.

5319 Refried Beans

Better Choice



Nutrition Facts Per Serving			
Serving Size	1/2 cups (45 g)	Calories	170
Servings per Container	5	Calories from Fat	20
% Daily Value*		% Daily Value*	
Total Fat (2 g)	3%	Vitamin A	0%
Saturated Fat (0 g)	0%	Vitamin C	0%
Trans Fat (0 g)		Calcium	5%
Cholesterol (0 mg)	0%	Iron	13%
Sodium (570 mg)	24%		
Total Carbohydrates (29 g)	9%		
Dietary Fiber (10 g)	40%		
Total Sugars (0 g)			
Protein (10 g)	18%		
*Percent Daily Values are based on a 2,000 calorie diet. Your daily values may be higher or lower depending on your calorie needs.			

Ingredients / Allergens:

PINTO BEANS, SALT, CANOLA OIL, ONION.

5325 Brown Rice

Best Choice



Nutrition Facts Per Serving			
Serving Size	1/2 cups (45 g)	Calories	140
Servings per Container	about 4	Calories from Fat	5
% Daily Value*		% Daily Value*	
Total Fat (1 g)	1%	Vitamin A	0%
Saturated Fat (0 g)	0%	Vitamin C	0%
Cholesterol (0 mg)	0%	Calcium	0%
Sodium (5 mg)	0%	Iron	2%
Total Carbohydrates (32 g)	11%		
Dietary Fiber (2 g)	7%		
Total Sugars (0 g)			
Protein (4 g)	15%		
*Percent Daily Values are based on a 2,000 calorie diet. Your daily values may be higher or lower depending on your calorie needs.			

Ingredients / Allergens:

PRECOOKED PARBOILED BROWN RICE.

5327 Refried Beans w/jalapeño

Better Choice



Nutrition Facts Per Serving			
Serving Size	1/2 cups (45 g)	Calories	180
Servings per Container	5	Calories from Fat	40
% Daily Value*		% Daily Value*	
Total Fat (4 g)	8%	Vitamin A	11%
Saturated Fat (0 g)	0%	Vitamin C	0%
Trans Fat (0 g)		Calcium	5%
Cholesterol (0 mg)	0%	Iron	13%
Sodium (680 mg)	28%		
Total Carbohydrates (27 g)	9%		
Dietary Fiber (9 g)	36%		
Total Sugars (1 g)			
Protein (9 g)	16%		

*Percent Daily Values are based on a 2,000 calorie diet. Your daily values may be higher or lower depending on your calorie needs.

Ingredients / Allergens:

PINTO BEANS, CANOLA OIL, SALT, PAPRIKA, ONION, SUGAR, GARLIC, JALAPENO PEPPERS, GREEN CHILI.

5354 Corn Tortillas

Best Choice



Nutrition Facts Per Serving			
Serving Size	2 each (51 g)	Calories	110
Servings per Container	5	Calories from Fat	
% Daily Value*		% Daily Value*	
Total Fat (1 g)	1%	Vitamin D (0 IU)	0%
Saturated Fat (0 g)	0%	Calcium (30 mg)	2%
Trans Fat (0 g)		Iron (0.4 mg)	2%
Polyunsaturated Fat (0.5 g)			
Monounsaturated Fat (0 g)			
Cholesterol (0 mg)	0%		
Sodium (15 mg)	1%		
Potassium (0 mg)	0%		
Total Carbohydrates (22 g)	8%		
Dietary Fiber (2 g)	7%		
Total Sugars (3 g)			
Added Sugars (0 g)	0%		
Protein (2 g)			

*Percent Daily Values are based on a 2,000 calorie diet. Your daily values may be higher or lower depending on your calorie needs.

Ingredients / Allergens:

WHITE CORN MASA FLOUR (WHITE CORN FLOUR, PROPIONIC ACID [PRESERVATIVE], GUAR GUM, CELLULOSE GUM, BENZOIC ACID [PRESERVATIVE], PHOSPHORIC ACID, ENZYMES [To Preserve Freshness], TRACE OF LIME), WATER. Contains less than 2% of: CALCIUM SULFATE, XANTHAN GUM, CELLULOSE GUM, GUAR GUM, ENZYMES, PROPIONIC ACID (PRESERVATIVE), SODIUM HYDROXIDE, METHYL PARABEN (PRESERVATIVE), PROPYL PARABEN (PRESERVATIVE).

5371 Black Beans, 10 oz

Limited



Nutrition Facts Per Serving			
Serving Size	1 package (284 g)	Calories	290
Servings per Container	1	Calories from Fat	10
% Daily Value*		% Daily Value*	
Total Fat (1 g)	2%	Vitamin A	0%
Saturated Fat (0 g)	0%	Vitamin C	0%
Trans Fat (0 g)		Calcium	10%
Cholesterol (0 mg)	0%	Iron	25%
Sodium (1080 mg)	45%		
Total Carbohydrates (59 g)	18%		
Dietary Fiber (14 g)	56%		
Total Sugars (12 g)			
Protein (18 g)			
*Percent Daily Values are based on a 2,000 calorie diet. Your daily values may be higher or lower depending on your calorie needs.			

Ingredients / Allergens:

BLACK BEANS, WATER, SALT, CARRAGEENAN, POTASSIUM CHLORIDE, SOY LECITHIN, CITRIC ACID, ASCORBIC ACID, INULIN, STARCH, AGAR-AGAR, PECTIN, MAGNESIUM CARBONATE (, STANDARDIZED WITH SUGAR[SUCROSE AND/OR DEXTROSE]), SODIUM CHLORIDE, CALCIUM CITRATE. CONTAINS: SOY

Candy

2000 Butterfinger

Limited



Nutrition Facts Per Serving			
Serving Size	1 bar (54 g)	Calories	250
Servings per Container	1	Calories from Fat	0
% Daily Value*		% Daily Value*	
Total Fat (10 g)	13%	Vitamin D	0%
Saturated Fat (5 g)	25%	Calcium	4%
Trans Fat (0 g)		Iron	4%
Cholesterol (0 mg)	0%		
Sodium (140 mg)	6%		
Potassium	2%		
Total Carbohydrates (36 g)	13%		
Dietary Fiber (2 g)	7%		
Total Sugars (21 g)			
Added Sugars (19 g)	38%		
Protein (5 g)			
*Percent Daily Values are based on a 2,000 calorie diet. Your daily values may be higher or lower depending on your calorie needs.			

Ingredients / Allergens:

CORN SYRUP, SUGAR, PEANUTS, VEGETABLE OIL (PALM KERNEL, PALM OIL), PEANUT FLOUR, NONFAT MILK, Less than 2% of: COCOA, MILK, SALT, YELLOW CORN FLOUR, SOY LECITHIN, NATURAL FLAVOR, ANNATTO COLOR, CONTAINS: MILK, PEANUT, SOY INGREDIENTS.

2001 Starlite Mints

Limited



Nutrition Facts Per Serving			
Serving Size	3 pieces (16 g)	Calories	60
Servings per Container	about 8	Calories from Fat	0
% Daily Value*		% Daily Value*	
Total Fat (0 g)	0%	Vitamin A	0%
Saturated Fat (0 g)	0%	Vitamin C	0%
Trans Fat (0 g)		Calcium	0%
Cholesterol (0 mg)	0%	Iron	0%
Sodium (10 mg)	0%		
Total Carbohydrates (14 g)	6%		
Dietary Fiber (0 g)	0%		
Total Sugars (10 g)			
Protein (0 g)			
*Percent Daily Values are based on a 2,000 calorie diet. Your daily values may be higher or lower depending on your calorie needs.			

Ingredients / Allergens:

CORN SYRUP, SUGAR, SALT, ARTIFICIAL FLAVOR, ARTIFICIAL COLORS: RED 3, RED 40, BLUE 1, Packed in a Facility that also uses: TREE NUTS AND PEANUTS.

2004 Hershey's Dark Chocolate XL
 Rotating Flavor: Hershey's Dark Chocolate XL

Limited



Nutrition Facts Per Serving			
Serving Size	4 blocks (30 g)	Calories	150
Servings per Container	about 4	Calories from Fat	
% Daily Value*		% Daily Value*	
Total Fat (10 g)	13%	Vitamin D (0 IU)	0%
Saturated Fat (6 g)	31%	Calcium (8 mg)	0%
Trans Fat (0 g)		Iron (3 mg)	15%
Cholesterol (5 mg)	1%		
Sodium (0 mg)			
Potassium (125 mg)	2%		
Total Carbohydrates (18 g)	6%		
Dietary Fiber (2 g)	7%		
Total Sugars (15 g)			
Added Sugars (15 g)	30%		
Protein (2 g)			
*Percent Daily Values are based on a 2,000 calorie diet. Your daily values may be higher or lower depending on your calorie needs.			

Ingredients / Allergens:

SUGAR, CHOCOLATE, COCOA BUTTER, MILK FAT, COCOA Processed with ALKALI, LECITHIN (, SOY), NATURAL FLAVOR, MILK.
 Allergy Information: Manufactured on equipment that also processes ALMONDS.

2005 Hershey's Cookies & Cream XL
 Rotating Flavor: Cookies & Cream XL

Limited



Nutrition Facts Per Serving			
Serving Size	4 blocks (28 g)	Calories	140
Servings per Container	about 4	Calories from Fat	
% Daily Value*		% Daily Value*	
Total Fat (7 g)	9%	Vitamin D (0.3 IU)	2%
Saturated Fat (4.5 g)	22%	Calcium (60 mg)	4%
Trans Fat (0 g)		Iron (0.3 mg)	2%
Cholesterol (0 mg)	0%		
Sodium (65 mg)	3%		
Potassium (90 mg)	2%		
Total Carbohydrates (18 g)	7%		
Dietary Fiber (0 g)	0%		
Total Sugars (13 g)			
Added Sugars (11 g)	22%		
Protein (2 g)			
*Percent Daily Values are based on a 2,000 calorie diet. Your daily values may be higher or lower depending on your calorie needs.			

Ingredients / Allergens:

SUGAR, VEGETABLE OIL [PALM OIL, SHEA OIL, SUNFLOWER OIL, PALM KERNEL OIL AND/OR SAFFLOWER OIL], SKIM MILK, CORN SYRUP SOLID, ENRICHED WHEAT FLOUR [FLOUR, NIACIN, FERROUS SULFATE, THIAMIN MONONITRATE, RIBOFLAVIN, FOLIC ACID], LACTOSE (MILK), Contains 2% or less of: COCOA Processed with ALKALI, WHEY (MILK), LECITHIN (SOY), HIGH FRUCTOSE CORN SYRUP, CHOCOLATE, BAKING SODA, SALT, NATURAL FLAVOR AND ARTIFICIAL FLAVOR, PGPR. Allergy Information: Manufactured on equipment that also processes ALMONDS.

2006 Chick-O-Stick

Limited



Nutrition Facts Per Serving			
Serving Size	1 piece (20 g)	Calories	90
Servings per Container	1	Calories from Fat	
% Daily Value*		% Daily Value*	
Total Fat (2 g)	3%	Vitamin D	0%
Saturated Fat (0.5 g)	3%	Calcium	0%
Trans Fat (0 g)		Iron	0%
Cholesterol (0 mg)	0%		
Sodium (25 mg)	1%		
Potassium	0%		
Total Carbohydrates (16 g)	6%		
Dietary Fiber (0 g)	0%		
Total Sugars (11 g)			
Added Sugars (11 g)	22%		
Protein (1 g)	2%		
*Percent Daily Values are based on a 2,000 calorie diet. Your daily values may be higher or lower depending on your calorie needs.			

Ingredients / Allergens:

CANE SUGAR, CORN SYRUP, PEANUT BUTTER (CONTAINS: FRESH GROUND DRY ROASTED PEANUTS, SALT, Preserved with: VITAMIN E), TOASTED COCONUT, NATURAL RED COLOR (VEGETABLE JUICE CONCENTRATE), OR FD & C RED 40, RED 3, BLUE 1, NATURAL VANILLA FLAVOR. Manufactured in a facility that also processes: PEANUTS, MILK, TREE NUTS (COCONUT, PECANS).

2010 Jolly Ranchers

Limited



Nutrition Facts Per Serving			
Serving Size	3 pieces (18 g)	Calories	70
Servings per Container	about 6	Calories from Fat	0
% Daily Value*		% Daily Value*	
Total Fat (0 g)	0%	Vitamin A	0%
Sodium (10 mg)	0%	Vitamin C	0%
Total Carbohydrates (17 g)	6%	Calcium	0%
Total Sugars (11 g)		Iron	0%
Protein (0 g)			
*Percent Daily Values are based on a 2,000 calorie diet. Your daily values may be higher or lower depending on your calorie needs.			

Ingredients / Allergens:

CORN SYRUP, SUGAR. Contains 2% or less of: MALIC ACID, NATURAL AND ARTIFICIAL FLAVORS, ARTIFICIAL COLOR (RED 40, BLUE 1, YELLOW 5, YELLOW 6), MINERAL OIL, SOY LECITHIN. Packed in a Facility that also uses: TREE NUTS, PEANUTS.

2013 Caramels

Limited



Nutrition Facts Per Serving			
Serving Size	3 pieces (20 g)	Calories	80
Servings per Container	about 4	Calories from Fat	15
% Daily Value*		% Daily Value*	
Total Fat (2 g)	3%	Vitamin A	0%
Saturated Fat (0.5 g)	2%	Vitamin C	0%
Trans Fat (0.5 g)		Calcium	2%
Cholesterol (0 mg)	0%	Iron	0%
Sodium (50 mg)	2%		
Total Carbohydrates (16 g)	5%		
Total Sugars (12 g)			
Protein (1 g)			
*Percent Daily Values are based on a 2,000 calorie diet. Your daily values may be higher or lower depending on your calorie needs.			

Ingredients / Allergens:

SUGAR, CORN SYRUP, HYDROGENATED VEGETABLE OIL (SOYBEAN OIL), WHOLE MILK, DIGLYCERIDES POWDER, SALT, EMULSIFIER MONO AND DIGLYCERIDES OF FAT ACIDS, SOY LECITHIN, ARTIFICIAL FLAVOR. CONTAINS: MILK, SOY. Packed in a Facility that processes: PEANUTS, NUTS, WHEAT, EGGS, SESAME SEED.

2015 Coconut Roll

Limited



Nutrition Facts Per Serving			
Serving Size	1 piece (50 g)	Calories	240
Servings per Container	1	Calories from Fat	0
% Daily Value*		% Daily Value*	
Total Fat (12 g)	15%	Vitamin D (0 IU)	0%
Saturated Fat (11 g)	55%	Calcium (9 mg)	0%
Trans Fat (0 g)		Iron (0 mg)	0%
Cholesterol (0 mg)	0%		
Sodium (40 mg)	2%		
Potassium (92 mg)	0%		
Total Carbohydrates (31 g)	11%		
Dietary Fiber (7 g)	25%		
Total Sugars (14 g)			
Added Sugars (13 g)	26%		
Protein (2 g)			
*Percent Daily Values are based on a 2,000 calorie diet. Your daily values may be higher or lower depending on your calorie needs.			

Ingredients / Allergens:

COCONUT, SUGAR, GLUCOSE, DRY WHOLE MILK, CINNAMON, TITANIUM DIOXIDE, SODIUM METABISULPHITE, As Preservatives: POTASSIUM SORBATE (0.05%), SODIUM PROPIONATE (0.05%).

2017 Red Vines, Red

Limited

Rotating Flavor: Black Licorice Vine Twists



Nutrition Facts Per Serving			
Serving Size	3 pieces (30 g)	Calories	100
Servings per Container	5	Calories from Fat	
% Daily Value*		% Daily Value*	
Total Fat (0 g)	0%	Vitamin D (0 IU)	0%
Saturated Fat (0 g)	0%	Calcium (0 mg)	0%
Trans Fat (0 g)		Iron (0 mg)	0%
Cholesterol (0 mg)	0%		
Sodium (34 mg)	2%		
Potassium (31 mg)			
Total Carbohydrates (25 g)	9%		
Dietary Fiber (0 g)	0%		
Total Sugars (9 g)			
Added Sugars (9 g)	18%		
Protein (0 g)			

*Percent Daily Values are based on a 2,000 calorie diet. Your daily values may be higher or lower depending on your calorie needs.

Ingredients / Allergens:

CORN SYRUP, MOLASSES, CARAMEL COLOR, LICORICE EXTRACT, SALT, ANISE FLAVOR. Allergy Information: CONTAINS: WHEAT.

2018 Atomic Fireballs

Limited



Nutrition Facts Per Serving			
Serving Size	3 pieces (17 g)	Calories	60
Servings per Container	about 6	Calories from Fat	0
% Daily Value*		% Daily Value*	
Total Fat (0 g)	0%	Vitamin D	0%
Saturated Fat (0 g)	0%	Calcium	0%
Trans Fat (0 g)		Iron	0%
Cholesterol (0 mg)	0%		
Sodium (0 mg)	0%		
Potassium	0%		
Total Carbohydrates (17 g)	6%		
Dietary Fiber (0 g)	0%		
Total Sugars (16 g)			
Added Sugars (16 g)	32%		
Protein (0 g)			

*Percent Daily Values are based on a 2,000 calorie diet. Your daily values may be higher or lower depending on your calorie needs.

Ingredients / Allergens:

SUGAR, CONTAINS 2% OR LESS OF THE FOLLOWING: MODIFIED FOOD STARCH (CORN), ARTIFICIAL FLAVOR, CARNAUBA WAX, ACICIA (GUM ARABIC), TITANIUM DIOXIDE (COLOR), RED 40 LAKE. Manufactured in a facility that also processes, PRODUCTS CONTAINING EGG AND SOY.

2022 Lemon Drops

Limited



Nutrition Facts Per Serving			
Serving Size	4 pieces (17 g)	Calories	60
Servings per Container	about 7	Calories from Fat	0
% Daily Value*		% Daily Value*	
Total Fat (0 g)	0%	Vitamin A	0%
Saturated Fat (0 g)	0%	Vitamin C	0%
Trans Fat (0 g)		Calcium	0%
Cholesterol (0 mg)	0%	Iron	0%
Sodium (0 mg)	0%		
Total Carbohydrates (16 g)	5%		
Dietary Fiber (0 g)	0%		
Total Sugars (12 g)			
Protein (0 g)			
*Percent Daily Values are based on a 2,000 calorie diet. Your daily values may be higher or lower depending on your calorie needs.			

Ingredients / Allergens:

SUGAR, CORN SYRUP, CITRIC ACID, LEMON JUICE CONCENTRATE, LEMON OIL, TITANIUM DIOXIDE (COLOR), MALIC ACID, YELLOW 5. Packed in a Facility that handles: PEANUTS, NUTS, MILK PRODUCTS, SOY PROTEIN, WHEAT, EGGS, SESAME SEED.

2024 Butterscotch Discs

Limited




Nutrition Facts Per Serving			
Serving Size	3 pieces (18 g)	Calories	60
Servings per Container	about 7	Calories from Fat	0
% Daily Value*		% Daily Value*	
Total Fat (0 g)	0%		
Saturated Fat (0 g)	0%		
Trans Fat (0 g)			
Cholesterol (0 mg)	0%		
Sodium (10 mg)	0%		
Total Carbohydrates (16 g)	6%		
Dietary Fiber (0 g)			
Total Sugars (12 g)			
Protein (0 g)			
*Percent Daily Values are based on a 2,000 calorie diet. Your daily values may be higher or lower depending on your calorie needs.			

Ingredients / Allergens:

CORN SYRUP, SUGAR, SALT, ARTIFICIAL FLAVOR, ARTIFICIAL COLORS: YELLOW 5, YELLOW 6. Packed in a Facility that also uses TREE NUTS AND PEANUTS.

2025 Root Beer Barrels

Limited



Nutrition Facts Per Serving			
Serving Size	2 pieces (13 g)	Calories	60
Servings per Container	about 16	Calories from Fat	0
% Daily Value*		% Daily Value*	
Total Fat (0 g)	0%	Vitamin A	0%
Saturated Fat (0 g)	0%	Vitamin C	0%
Trans Fat (0 g)		Calcium	0%
Cholesterol (0 mg)	0%	Iron	0%
Sodium (0 mg)	0%		
Total Carbohydrates (13 g)	4%		
Dietary Fiber (0 g)	0%		
Total Sugars (11 g)			
Protein (0 g)			
*Percent Daily Values are based on a 2,000 calorie diet. Your daily values may be higher or lower depending on your calorie needs.			

Ingredients / Allergens:

SUGAR, CORN SYRUP, ARTIFICIAL FLAVOR, ARTIFICIAL COLORS: FD & C RED 40, YELLOW 5, BLUE 1. Packed in a Facility that processes: PEANUTS, NUTS, MILK PRODUCTS, SOY PROTEIN, WHEAT, EGGS, SESAME SEED.

2026 Jelly Beans

Limited



Nutrition Facts Per Serving			
Serving Size	10 pieces (29 g)	Calories	110
Servings per Container	about 4	Calories from Fat	
% Daily Value*		% Daily Value*	
Total Fat (0 g)	0%		
Sodium (5 mg)	0%		
Total Carbohydrates (26 g)	9%		
Total Sugars (21 g)			
Added Sugars (21 g)	42%		
Protein (0 g)			
*Percent Daily Values are based on a 2,000 calorie diet. Your daily values may be higher or lower depending on your calorie needs.			

Ingredients / Allergens:

SUGAR, CORN SYRUP, MODIFIED FOOD STARCH (CORN), CORN STARCH, NATURAL AND ARTIFICIAL FLAVORS, CONFECTIONER'S GLAZE (SHELLAC), CARNAUBA WAX, BEESWAX, RED 40, BLUE 1, YELLOW 5, YELLOW 6, RED 3. Manufactured in a facility where: MILK, EGGS, ALMONDS, COCONUT, PEANUTS, SOY, Used In The Production Of Other Products.

2028 Now & Laters

Limited



Nutrition Facts Per Serving			
Serving Size	7 pieces (30 g)	Calories	120
Servings per Container	about 3	Calories from Fat	
% Daily Value*			
Total Fat (1 g)	1%		
Sodium (35 mg)	2%		
Total Carbohydrates (26 g)	9%		
Total Sugars (18 g)			
Added Sugars (18 g)	36%		
Protein (0 g)			
*Percent Daily Values are based on a 2,000 calorie diet. Your daily values may be higher or lower depending on your calorie needs.			

Ingredients / Allergens:

CORN SYRUP, SUGAR. Partially HYDROGENATED SOYBEAN OIL, CITRIC ACID, SALT, SOY LECITHIN (EMULSIFIER), ARTIFICIAL FLAVORS, RED 40, YELLOW 5, BLUE 1 & 2. CONTAINS: SOY. Manufactured in a facility that also processes: EGGS.

2029 Asst Hard Candy

Limited



Nutrition Facts Per Serving			
Serving Size	3 pieces (17 g)	Calories	70
Servings per Container	about 12	Calories from Fat	0
% Daily Value*		% Daily Value*	
Total Fat (0 g)	0%	Vitamin A	0%
Saturated Fat (0 g)	0%	Vitamin C	0%
Trans Fat (0 g)		Calcium	0%
Cholesterol (0 mg)	0%	Iron	0%
Sodium (10 mg)	0%		
Total Carbohydrates (17 g)	6%		
Dietary Fiber (0 g)	0%		
Total Sugars (14 g)			
Protein (0 g)			
*Percent Daily Values are based on a 2,000 calorie diet. Your daily values may be higher or lower depending on your calorie needs.			

Ingredients / Allergens:

SUGAR, CORN SYRUP, ARTIFICIAL AND NATURAL FLAVORS, TITANIUM DIOXIDE, INVERT SUGAR, CITRIC ACID, ARTIFICIAL COLORS (FD & C RED 40, YELLOW 5, BLUE 1, YELLOW 6), HYDROGENATED PALM OIL, GLUCOSE SYRUP, SALT, SOY LECITHIN, BHT. CONTAINS: SOY.

2030 Candy Bar, Whatchamacallit
 Rotating Flavor: Candy Bar, Whatchamacallit

Limited



Nutrition Facts Per Serving			
Serving Size	1 bar (45 g)	Calories	230
Servings per Container	1	Calories from Fat	110
% Daily Value*		% Daily Value*	
Total Fat (12 g)	19%	Vitamin A	0%
Saturated Fat (10 g)	48%	Vitamin C	0%
Trans Fat (0 g)		Calcium	4%
Cholesterol (5 mg)	1%	Iron	4%
Sodium (100 mg)	4%		
Total Carbohydrates (28 g)	9%		
Dietary Fiber (1 g)	3%		
Total Sugars (21 g)			
*Percent Daily Values are based on a 2,000 calorie diet. Your daily values may be higher or lower depending on your calorie needs.			

Ingredients / Allergens:

SUGAR, HIGH FRUCTOSE CORN SYRUP, HYDROGENATED VEGETABLE OIL [PALM KERNEL OIL, COCONUT OIL, SOYBEAN OIL], RICE FLOUR, VEGETABLE OIL [PALM KERNEL OIL, SHEA OIL, SUNFLOWER OIL AND/OR SAFFLOWER OIL], PARTIALLY DEFATTED PEANUTS, CHOCOLATE, NONFAT MILK, CORN SYRUP SOLIDS, Contains 2% or less of: , DAIRY BUTTER (MILK), WHEY (MILK), SALT, MONO- DIGLYCERIDES, MALT EXTRACT, MOLASSES, LECITHIN (SOY), VANILLIN, ARTIFICIAL FLAVOR, DISODIUM PHOSPHATE

2031 Bridge Mix

Limited



Nutrition Facts Per Serving			
Serving Size	18 pieces (40 g)	Calories	180
Servings per Container	about 3.5	Calories from Fat	80
% Daily Value*		% Daily Value*	
Total Fat (8 g)	12%	Vitamin A	0%
Saturated Fat (5 g)	25%	Vitamin C	0%
Trans Fat (0 g)		Calcium	4%
Cholesterol (5 mg)	5%	Iron	4%
Sodium (40 mg)	2%		
Total Carbohydrates (27 g)	9%		
Dietary Fiber (1 g)	4%		
Total Sugars (22 g)			
Protein (2 g)			
*Percent Daily Values are based on a 2,000 calorie diet. Your daily values may be higher or lower depending on your calorie needs.			

Ingredients / Allergens:

MILK CHOCOLATE (SUGAR, COCOA BUTTER, MILK, CHOCOLATE LIQUOR, SOY LECITHIN (EMULSIFIER), ARTIFICIAL FLAVORING, SALT), SEMI SWEET CHOCOLATE (SUGAR, CHOCOLATE LIQUOR, COCOA BUTTER, MILK FAT, SOY LECITHIN (EMULSIFIER), ARTIFICIAL FLAVORING), PEANUTS, SUGAR, RAISINS, CORN SYRUP, SWEETENED CONDENSED MILK (MILK, SKIM MILK, SUGAR), ALMONDS, BRAZIL NUTS, HYDROGENATED VEGETABLE OIL (PALM KERNEL, SOYBEAN OIL), EVAPORATED MILK (VITAMIN D ADDED), SALT, INVERTASE, NATURAL AND ARTIFICIAL FLAVORS, EGG WHITES, CITRIC ACID, GUM ARABIC, MODIFIED STARCH, COCONUT OIL, CONFECTIONER'S GLAZE, ARTIFICIAL COLOR (INCLUDES FD & C RED 40, BLUE 1), XANTHAN GUM.

2035 M&Ms Plain

Limited



Nutrition Facts Per Serving			
Serving Size	1 package (47.9 g)	Calories	230
Servings per Container	1	Calories from Fat	80
% Daily Value*		% Daily Value*	
Total Fat (9 g)	14%	Vitamin A	0%
Saturated Fat (5 g)	25%	Vitamin C	0%
Trans Fat (0 g)		Calcium	4%
Cholesterol (5 mg)	2%	Iron	2%
Sodium (35 mg)	1%		
Total Carbohydrates (35 g)	12%		
Dietary Fiber (1 g)	4%		
Total Sugars (31 g)			
Protein (2 g)			

*Percent Daily Values are based on a 2,000 calorie diet. Your daily values may be higher or lower depending on your calorie needs.

Ingredients / Allergens:

MILK CHOCOLATE (SUGAR, CHOCOLATE, SKIM MILK, COCOA BUTTER, LACTOSE, MILKFAT, SOY LECITHIN, SALT, ARTIFICIAL FLAVORING), SUGAR, CORNSTARCH. Less than 1% of: CORN SYRUP, DEXTRIN, COLORING (Includes: BLUE 1 LAKE, YELLOW 6, RED 40, YELLOW 5, BLUE 1, RED 40 LAKE, BLUE 2 LAKE, YELLOW 6 LAKE, YELLOW 5 LAKE, BLUE 2), GUM ACACIA. Allergy information: CONTAINS: MILK, SOY. May Contain: PEANUTS.

2036 S/F Starlight Mints

Limited



Nutrition Facts Per Serving			
Serving Size	3 pieces (16 g)	Calories	45
Servings per Container	about 4	Calories from Fat	0
% Daily Value*		% Daily Value*	
Total Fat (0 g)	0%	Vitamin A	0%
Saturated Fat (0 g)	0%	Vitamin C	0%
Trans Fat (0 g)		Calcium	0%
Cholesterol (0 mg)	0%	Iron	0%
Sodium (0 mg)	0%		
Total Carbohydrates (16 g)	5%		
Dietary Fiber (0 g)	0%		
Total Sugars (0 g)			
Sugar Alcohols (16 g)			
Protein (0 g)			

*Percent Daily Values are based on a 2,000 calorie diet. Your daily values may be higher or lower depending on your calorie needs.

Ingredients / Allergens:

POLYGLYCITOL SYRUP, COLOR [May Contain: TITANIUM DIOXIDE, FD & C RED 40, NATURAL PEPPERMINT OIL, SUCRALOSE.

2037 M&Ms Peanut

Limited




Nutrition Facts Per Serving			
Serving Size	1 packet (49.3 g)	Calories	250
Servings per Container	1	Calories from Fat	120
% Daily Value*		% Daily Value*	
Total Fat (13 g)	20%	Vitamin A	0%
Saturated Fat (5 g)	25%	Thiamine (B1)	2%
Trans Fat (0 g)		RiboFlavin (B2)	4%
Cholesterol (5 mg)	2%	Niacin (B3)	8%
Sodium (25 mg)	1%	Vitamin C	0%
Total Carbohydrates (30 g)	10%	Calcium	4%
Dietary Fiber (2 g)	8%	Iron	2%
Total Sugars (25 g)			
Protein (5 g)			
*Percent Daily Values are based on a 2,000 calorie diet. Your daily values may be higher or lower depending on your calorie needs.			

Ingredients / Allergens:

MILK CHOCOLATE (SUGAR, CHOCOLATE, SKIM MILK, COCOA BUTTER, LACTOSE, MILKFAT, PEANUTS, SOY LECITHIN, SALT, ARTIFICIAL AND NATURAL FLAVORS), SUGAR, PEANUTS, CORN STARCH. Contains less than 1% of: PALM OIL, CORN SYRUP, DEXTRIN, COLORING (BLUE 1 LAKE, RED 40, YELLOW 6, YELLOW 5, BLUE 1, RED 40 LAKE, YELLOW 6 LAKE, YELLOW 5 LAKE, BLUE 2 LAKE, BLUE 2), CARNAUBA WAX, GUM ACACIA. CONTAINS: PEANUTS, MILK, SOY. May Also Contain: TREE NUTS.

2042 Whoppers

Limited



Nutrition Facts Per Serving			
Serving Size	13 pieces (30 g)	Calories	140
Servings per Container	about 11	Calories from Fat	
% Daily Value*		% Daily Value*	
Total Fat (5 g)	7%	Vitamin D (0 IU)	0%
Saturated Fat (5 g)	25%	Calcium (46 mg)	4%
Trans Fat (0 g)		Iron (0 mg)	0%
Cholesterol (0 mg)	0%		
Sodium (70 mg)	3%		
Potassium (100 mg)	2%		
Total Carbohydrates (23 g)	8%		
Dietary Fiber (0 g)	0%		
Total Sugars (17 g)			
Added Sugars (14 g)	28%		
Protein (1 g)			
*Percent Daily Values are based on a 2,000 calorie diet. Your daily values may be higher or lower depending on your calorie needs.			

Ingredients / Allergens:

SUGAR, CORN SYRUP SOLID, WHEY (MILK), HYDROGENATED PALM KERNEL OIL, PALM KERNEL OIL, CORN SYRUP, COCOA, MALTED MILK [BARLEY MALT, WHEAT FLOUR, MILK, SALT, BAKING SODA], SORBITAN TRISTEARATE, LECITHIN (SOY), CONFECTIONER'S GLAZE, SALT, ARTIFICIAL FLAVOR, TAPIOCA DEXTRIN, CALCIUM CARBONATE.

2043 Werther's Candy

Limited



Nutrition Facts Per Serving			
Serving Size	4 pieces (16 g)	Calories	70
Servings per Container	about 4.5	Calories from Fat	0
% Daily Value*		% Daily Value*	
Total Fat (1 g)	1%	Vitamin D (0 IU)	0%
Saturated Fat (0.5 g)	3%	Calcium (3 mg)	0%
Trans Fat (0 g)		Iron (0 mg)	0%
Cholesterol (5 mg)	0%		
Sodium (35 mg)	2%		
Potassium (9 mg)	0%		
Total Carbohydrates (15 g)	5%		
Dietary Fiber (0 g)	0%		
Total Sugars (12 g)			
Added Sugars (12 g)	24%		
Protein (0 g)			

*Percent Daily Values are based on a 2,000 calorie diet. Your daily values may be higher or lower depending on your calorie needs.

Ingredients / Allergens:

GLUCOSE SYRUP (FROM WHEAT OR CORN), SUGAR, CREAM, WHEY, BUTTER, SUGAR CANE SYRUP, SALT, NATURAL AND ARTIFICIAL FLAVORS, CARAMEL COLOR, COFFEE EXTRACT, SOY LECITHIN EMULSIFIER. Allergy Information: CONTAINS, MILK, SOYBEANS AND WHEAT.

2045 Caramel Apple Pop, Singles

Limited



Nutrition Facts Per Serving			
Serving Size	1 each (18 g)	Calories	70
Servings per Container	1	Calories from Fat	0
% Daily Value*		% Daily Value*	
Total Fat (0.5 g)	1%		
Sodium (15 mg)	1%		
Total Carbohydrates (16 g)	6%		
Total Sugars (11 g)			
Added Sugars (10 g)	20%		
Protein (0 g)			

*Percent Daily Values are based on a 2,000 calorie diet. Your daily values may be higher or lower depending on your calorie needs.

Ingredients / Allergens:

CORN SYRUP, SUGAR, PALM OIL, DRY WHOLE MILK, MALIC ACID, WHEY, ARTIFICIAL FLAVORS, SALT, TURMERIC COLORING, SOY LECITHIN, ARTIFICIAL COLORS (Including: FD & C BLUE 1, RED 40).

Cookies / Pastries

3002 Chocolate Chip Cookies

Limited



Nutrition Facts Per Serving					
Serving Size	2 each (28 g)	Calories	120	Calories from Fat	45
Servings per Container	about 12				
% Daily Value*		% Daily Value*			
Total Fat (5 g)	8%	Vitamin A	0%		
Saturated Fat (3 g)	15%	Thiamine (B1)	6%		
Trans Fat (0 g)		RiboFlavin (B2)	4%		
Polyunsaturated Fat (0 g)		Niacin (B3)	4%		
Monounsaturated Fat (2 g)		Vitamin C	0%		
Cholesterol (0 mg)	0%	Calcium	2%		
Sodium (65 mg)	3%	Iron	4%		
Total Carbohydrates (16 g)	5%	Folic acid	0%		
Dietary Fiber (0 g)	0%				
Total Sugars (7 g)					
Protein (1 g)					
*Percent Daily Values are based on a 2,000 calorie diet. Your daily values may be higher or lower depending on your calorie needs.					

Ingredients / Allergens:

ENRICHED FLOUR (WHEAT FLOUR, NIACIN, REDUCED IRON, THIAMINE MONONITRATE, RIBOFLAVIN, FOLIC ACID), SUGAR, PALM AND/OR INTERESTERIFIED SOYBEAN OIL, COCOA DROPS (SUGAR, Partially HYDROGENATED VEGETABLE OIL (PALM KERNEL, COCONUT, PALM), COCOA (Processed with ALKALI), DEXTROSE, COCOA POWDER, WHEY POWDER (MILK), SOY LECITHIN (AN EMULSIFIER), VANILLIN (ARTIFICIAL FLAVOR)). SEMI SWEET CHOCOLATE: (SUGAR, CHOCOLATE LIQUOR, COCOA BUTTER, DEXTROSE, SOY LECITHIN (AN EMULSIFIER), VANILLIN (ARTIFICIAL FLAVOR)). Contains 2% or less of Each of the Following: HIGH FRUCTOSE CORN SYRUP, DEXTROSE, SALT, WHEY (MILK), BAKING SODA, NATURAL AND ARTIFICIAL FLAVORS, MONOCALCIUM PHOSPHATE, AMMONIUM BICARBONATE, SOY LECITHIN. Allergy Information: CONTAINS: WHEAT, MILK, SOY. Made on same equipment as products which contain: PEANUTS, TREE NUTS, EGGS, FISH.

3003 Peanut Butter Crème Cookies

Limited



Nutrition Facts Per Serving					
Serving Size	3 each (35 g)	Calories	150	Calories from Fat	50
Servings per Container	about 13				
% Daily Value*		% Daily Value*			
Total Fat (6 g)	9%	Vitamin A	0%		
Saturated Fat (3 g)	15%	Vitamin C	0%		
Trans Fat (0 g)		Calcium	2%		
Polyunsaturated Fat (0.5 g)		Iron	4%		
Monounsaturated Fat (2 g)					
Cholesterol (0 mg)	0%				
Sodium (65 mg)	3%				
Total Carbohydrates (23 g)	8%				
Dietary Fiber (0 g)	0%				
Total Sugars (11 g)					
Protein (2 g)					
*Percent Daily Values are based on a 2,000 calorie diet. Your daily values may be higher or lower depending on your calorie needs.					

Ingredients / Allergens:

ENRICHED FLOUR (WHEAT FLOUR, NIACIN, REDUCED IRON, THIAMIN MONONITRATE, RIBOFLAVIN, FOLIC ACID), SUGAR, PALM OIL AND/OR INTERESTERIFIED SOYBEAN OIL, DEXTROSE, PEANUT BUTTER (DRY ROASTED PEANUTS, DEXTROSE, HYDROGENATED COTTONSEED AND RAPESEED OIL, SALT). Contains 2% or less of: HIGH FRUCTOSE CORN SYRUP, SALT, BAKING SODA, SOY LECITHIN, NATURAL AND ARTIFICIAL FLAVORS, MONOCALCIUM PHOSPHATE, CARAMEL COLOR, AMMONIUM BICARBONATE.

3004 Chocolate Crème Cookies

Limited



Nutrition Facts Per Serving					
Serving Size	3 each (35 g)	Calories	150	Calories from Fat	50
Servings per Container	about 13				
		% Daily Value*		% Daily Value*	
Total Fat (6 g)	9%	Vitamin A	0%		
Saturated Fat (3 g)	15%	Vitamin C	0%		
Trans Fat (0 g)		Calcium	2%		
Polyunsaturated Fat (0.5 g)		Iron	4%		
Monounsaturated Fat (2 g)					
Cholesterol (0 mg)	0%				
Sodium (110 mg)	5%				
Total Carbohydrates (23 g)	8%				
Total Sugars (12 g)					
Protein (2 g)					
*Percent Daily Values are based on a 2,000 calorie diet. Your daily values may be higher or lower depending on your calorie needs.					

Ingredients / Allergens:

ENRICHED FLOUR (WHEAT FLOUR, NIACIN, REDUCED IRON, THIAMIN MONONITRATE, RIBOFLAVIN, FOLIC ACID), SUGAR, PALM OIL AND/OR INTERESTERIFIED SOYBEAN OIL, DEXTROSE, HIGH FRUCTOSE CORN SYRUP, COCOA (Processed with ALKALI). Contains 2% or less of: CORN STARCH, MALTED BARLEY FLOUR, SALT, SOY LECITHIN, AMMONIUM BICARBONATE, BAKING SODA, NATURAL AND ARTIFICIAL FLAVORS, MONOCALCIUM PHOSPHATE. CONTAINS: WHEAT, SOY.

3013 Duplex Crème Cookies

Limited



Nutrition Facts Per Serving					
Serving Size	3 each (35 g)	Calories	150	Calories from Fat	50
Servings per Container	about 13				
		% Daily Value*		% Daily Value*	
Total Fat (5 g)	8%	Vitamin A	0%		
Saturated Fat (3 g)	15%	Vitamin C	0%		
Trans Fat (0 g)		Calcium	2%		
Polyunsaturated Fat (0.5 g)		Iron	4%		
Monounsaturated Fat (2 g)					
Cholesterol (0 mg)	0%				
Sodium (85 mg)	4%				
Total Carbohydrates (23 g)	8%				
Dietary Fiber (1 g)	4%				
Total Sugars (12 g)					
Protein (1 g)					
*Percent Daily Values are based on a 2,000 calorie diet. Your daily values may be higher or lower depending on your calorie needs.					

Ingredients / Allergens:

ENRICHED FLOUR (WHEAT FLOUR, NIACIN, REDUCED IRON, THIAMIN MONONITRATE, RIBOFLAVIN, FOLIC ACID), SUGAR, PALM OIL AND/OR INTERESTERIFIED SOYBEAN OIL, DEXTROSE, HIGH FRUCTOSE CORN SYRUP. Contains 2% or less of: COCOA (Processed with ALKALI), CORN STARCH, SALT, MALTED BARLEY FLOUR, SOY LECITHIN, BAKING SODA, NATURAL AND ARTIFICIAL FLAVORS, MONOCALCIUM PHOSPHATE, AMMONIUM BICARBONATE. CONTAINS: WHEAT, SOY. Made on same equipment as products which contain: PEANUTS, TREE NUTS.

3014 Iced Oatmeal Cookies

Limited



Nutrition Facts Per Serving			
Serving Size	2 each (28 g)	Calories	110
Servings per Container	about 12	Calories from Fat	30
% Daily Value*		% Daily Value*	
Total Fat (3.5 g)	5%	Vitamin A	0%
Saturated Fat (2 g)	10%	Thiamine (B1)	4%
Trans Fat (0 g)		RiboFlavin (B2)	2%
Polyunsaturated Fat (0 g)		Niacin (B3)	2%
Monounsaturated Fat (1.5 g)		Vitamin C	0%
Cholesterol (0 mg)	0%	Calcium	0%
Sodium (50 mg)	2%	Iron	4%
Total Carbohydrates (18 g)	6%	Folic acid	0%
Dietary Fiber (1 g)	4%		
Total Sugars (9 g)			
Protein (1 g)			
*Percent Daily Values are based on a 2,000 calorie diet. Your daily values may be higher or lower depending on your calorie needs.			

Ingredients / Allergens:

ENRICHED FLOUR (WHEAT FLOUR, NIACIN, REDUCED IRON, THIAMIN MONONITRATE, RIBOFLAVIN, FOLIC ACID), SUGAR, ROLLED OATS, PALM OIL AND/OR INTERESTERIFIED SOYBEAN OIL, BROWN SUGAR. Contains less than 2% of: HIGH FRUCTOSE CORN SYRUP, RAISIN PASTE, SALT, BAKING SODA, NATURAL AND ARTIFICIAL FLAVORS, CINNAMON, CARAMEL COLOR, AMMONIUM BICARBONATE, MONOCALCIUM PHOSPHATE, ENZYME MODIFIED SOY PROTEIN. Allergy Information: CONTAINS: WHEAT, SOY. Made on same equipment as products which contain: FISH (COD), MILK, EGGS, TREE NUTS.

3022 Pecan Pies

Limited



Nutrition Facts Per Serving			
Serving Size	1 each (85 g)	Calories	380
Servings per Container	1	Calories from Fat	160
% Daily Value*		% Daily Value*	
Total Fat (18 g)	28%	Vitamin A	0%
Saturated Fat (7 g)	33%	Vitamin C	0%
Trans Fat (0 g)		Calcium	2%
Cholesterol (20 mg)	7%	Iron	8%
Sodium (225 mg)	9%		
Total Carbohydrates (50 g)	17%		
Dietary Fiber (1 g)	5%		
Total Sugars (16 g)			
Protein (4 g)			
*Percent Daily Values are based on a 2,000 calorie diet. Your daily values may be higher or lower depending on your calorie needs.			

Ingredients / Allergens:

ENRICHED WHEAT FLOUR (NIACIN, REDUCED IRON, THIAMIN MONONITRATE, RIBOFLAVIN, FOLIC ACID), CORN SYRUP, SUGAR, WHOLE EGGS, PALM OIL, SOYBEAN OIL, PECANS, EGG WHITES, PALM OIL WITH CITRIC ACID TO RETAIN FRESHNESS, MOLASSES, CORN SUGAR, SALT, MONO AND DIGLYCERIDE, POTASSIUM SORBATE To Retain Freshness, SOY LECITHIN, CORN STARCH, NATURAL AND ARTIFICIAL FLAVORS, ETHYL ALCOHOL, COCONUT.

3024 PB Buddy Bars

Better Choice



Nutrition Facts Per Serving			
Serving Size	1 each (28 g)	Calories	150
Servings per Container	12	Calories from Fat	70
% Daily Value*		% Daily Value*	
Total Fat (8 g)	13%	Vitamin A	0%
Saturated Fat (4.5 g)	22%	Vitamin C	0%
Trans Fat (0 g)		Calcium	0%
Polyunsaturated Fat (1 g)		Iron	6%
Monounsaturated Fat (2.5 g)			
Cholesterol (0 mg)	0%		
Sodium (70 mg)	3%		
Total Carbohydrates (16 g)	5%		
Dietary Fiber (1 g)	3%		
Total Sugars (10 g)			
Protein (2 g)			

*Percent Daily Values are based on a 2,000 calorie diet. Your daily values may be higher or lower depending on your calorie needs.

Ingredients / Allergens:

PEANUT BUTTER (PEANUTS, SALT, HYDROGENATED VEGETABLE OIL [COTTONSEED OIL, CANOLA OIL AND/OR SOYBEAN OIL], SUGAR, ENRICHED FLOUR [WHEAT FLOUR, NIACIN, REDUCED IRON, THIAMINE MONONITRATE (VITAMIN B1), RIBOFLAVIN (VITAMIN B2), FOLIC ACID], DEXTROSE, HYDROGENATED PALM KERNEL OIL, VEGETABLE SHORTENING (PALM, SOYBEAN OIL), COCOA. Contains 2% or less of Each of the Following: WATER, SOY LECITHIN, SOYBEAN OIL, SALT, LEAVENING (BAKING SODA, AMMONIUM BICARBONATE), NATURAL AND ARTIFICIAL FLAVOR, MONO- AND DIGLYCERIDES, POLYSORBATE 60, NONFAT MILK, SODIUM PROPIONATE AND SORBIC ACID (To Retard Spoilage). Manufactured in a facility that also processes: EGG.

3027 Sugar Free Cookies

Limited

Rotating Flavor: S/F Oatmeal Cookies



Nutrition Facts Per Serving			
Serving Size	1 each (15 g)	Calories	50
Servings per Container	about 14	Calories from Fat	
% Daily Value*		% Daily Value*	
Total Fat (2 g)	3%	Vitamin D (0 IU)	0%
Saturated Fat (1 g)	5%	Calcium (3 mg)	0%
Trans Fat (0 g)		Iron (0 mg)	0%
Cholesterol (0 mg)	0%		
Sodium (45 mg)	2%		
Potassium (14 mg)	0%		
Total Carbohydrates (9 g)	3%		
Dietary Fiber (0 g)	0%		
Total Sugars (0 g)			
Added Sugars (0 g)	0%		
Protein (1 g)			

*Percent Daily Values are based on a 2,000 calorie diet. Your daily values may be higher or lower depending on your calorie needs.

Ingredients / Allergens:

ENRICHED FLOUR (WHEAT FLOUR, NIACIN, REDUCED IRON, THIAMIN MONONITRATE, RIBOFLAVIN, FOLIC ACID), SHORTENING (INTERESTERIFIED SOYBEAN OIL), MALTITOL, SORBITOL, ENRICHED FLOUR (BLEACHED WHEAT FLOUR, NIACIN, REDUCED IRON, THIAMINE MONONITRATE, RIBOFLAVIN, FOLIC ACID), OATS, WATER, NATURAL AND ARTIFICIAL FLAVOR, EGG, MILK, CINNAMON, BAKING SODA. CONTAINS: EGG, MILK, WHEAT. Manufactured on equipment that also processes PRODUCTS CONTAINING, PEANUTS, SOY AND TREE NUTS.

3033 Oatmeal Crème Pies

Limited



Nutrition Facts Per Serving			
Serving Size	1 each (38 g)	Calories	170
Servings per Container	12	Calories from Fat	
% Daily Value*		% Daily Value*	
Total Fat (7 g)	9%	Vitamin D (0 IU)	0%
Trans Fat (0 g)		Calcium (0 mg)	0%
Polyunsaturated Fat (1 g)		Iron (0.6 mg)	
Monounsaturated Fat (2.5 g)			
Cholesterol (0 mg)	0%		
Sodium (130 mg)	6%		
Potassium (0 mg)	0%		
Total Carbohydrates (25 g)	9%		
Dietary Fiber (1 g)	4%		
Total Sugars (11 g)			
Added Sugars (11 g)	22%		
Protein (2 g)			
*Percent Daily Values are based on a 2,000 calorie diet. Your daily values may be higher or lower depending on your calorie needs.			

Ingredients / Allergens:

UNBLEACHED ENRICHED FLOUR [WHEAT FLOUR, NIACIN, REDUCED IRON, THIAMIN MONONITRATE (VITAMIN B1), RIBOFLAVIN (VITAMIN B2), FOLIC ACID], VEGETABLE OILS (PALM OIL AND SOYBEAN OIL), SUGAR, HIGH FRUCTOSE CORN SYRUP, ROLLED OATS, WATER, CORN SYRUP, RAISIN PASTE, Contains 2% or less of Each of the Following: LEAVENING (SODIUM BICARBONATE, AMMONIUM BICARBONATE), SALT, SODIUM STEAROYL LACTYLATE, MOLASSES, WHEAT STARCH, MONO- AND DIGLYCERIDES, POLYSORBATE 60, ARTIFICIAL FLAVORS, SOY FLOUR, CARAMEL COLOR, SOY LECITHIN. Manufactured on equipment that also processes TREE NUTS AND PEANUTS.

3102 Toaster Pastry, Brown Sugar Cinnamon

Limited

Rotating Flavor: Brown Sugar Cinnamon



Nutrition Facts Per Serving			
Serving Size	1 piece (52 g)	Calories	200
Servings per Container	6	Calories from Fat	45
% Daily Value*		% Daily Value*	
Total Fat (5 g)	8%	Vitamin A	10%
Saturated Fat (2 g)	10%	Vitamin B6	10%
Trans Fat (0 g)		Vitamin C	0%
Cholesterol (0 mg)	0%	Calcium	0%
Sodium (190 mg)	8%	Iron	10%
Total Carbohydrates (37 g)	12%	Folic acid	10%
Dietary Fiber (1 g)	4%		
Total Sugars (17 g)			
Protein (2 g)			
*Percent Daily Values are based on a 2,000 calorie diet. Your daily values may be higher or lower depending on your calorie needs.			

Ingredients / Allergens:

ENRICHED WHEAT FLOUR [WHEAT FLOUR, NIACIN, REDUCED IRON, THIAMIN MONONITRATE (VITAMIN B1), RIBOFLAVIN (VITAMIN B2), FOLIC ACID], CORN SYRUP, SUGAR, HIGH FRUCTOSE CORN SYRUP, PALM OIL, BROWN SUGAR, WHEY PERMEATE, MODIFIED CORN STARCH, PRECOOKED YELLOW CORN MEAL, SALT, CINNAMON, LEAVENING (SODIUM ALUMINUM PHOSPHATE, BAKING SODA), COLOR ADDED, CITRIC ACID, POTASSIUM SORBATE (A PRESERVATIVE), GELATIN, SOY LECITHIN, MODIFIED SOY PROTEIN, VITAMIN A PALMITATE, REDUCED IRON, NIACINAMIDE, PYRIDOXINE HYDROCHLORIDE (VITAMIN B6), RIBOFLAVIN (VITAMIN B2), THIAMIN MONONITRATE (VITAMIN B1). CONTAINS: WHEAT, MILK, SOY. May Contain: PEANUTS, ALMONDS.

3105 Honey Bun

Limited



Nutrition Facts Per Serving			
Serving Size	1 each (170 g)	Calories	670
Servings per Container	1	Calories from Fat	260
% Daily Value*		% Daily Value*	
Total Fat (29 g)	44%	Vitamin A	0%
Saturated Fat (11 g)	54%	Vitamin C	0%
Trans Fat (0 g)		Calcium	15%
Cholesterol (0 mg)	0%	Iron	15%
Sodium (450 mg)	19%		
Total Carbohydrates (93 g)	31%		
Dietary Fiber (2 g)	8%		
Total Sugars (50 g)			
Protein (9 g)			
*Percent Daily Values are based on a 2,000 calorie diet. Your daily values may be higher or lower depending on your calorie needs.			

Ingredients / Allergens:

ENRICHED FLOUR (WHEAT FLOUR, NIACIN, FERROUS SULFATE, THIAMINE MONONITRATE, RIBOFLAVIN, FOLIC ACID), SUGAR, WATER, VEGETABLE OIL (PALM, COTTONSEED, SOYBEAN), CINNAMON. Contains 2% or less of: YEAST, MONO- AND DIGLYCERIDES, CALCIUM CARBONATE, HONEY, MALTODEXTRIN, SALT, CORN STARCH, DEFATTED SOY FLOUR, TITANIUM DIOXIDE (COLOR), SODIUM ACID PYROPHOSPHATE, SODIUM STEAROYL LACTYLATE, NATURAL AND ARTIFICIAL FLAVORS, GUAR GUM, EGG YOLKS, WHEY, AGAR, ANNATTO, TURMERIC (COLOR), ASCORBIC ACID, BAKING SODA, CORN FLOUR, DATEM, ENZYMES, XANTHAN GUM, SOY LECITHIN, CALCIUM SULFATE, POLYSORBATE 60, DEXTROSE, SODIUM HEXAMETAPHOSPHATE, FUMARIC ACID, CALCIUM PROPIONATE, POTASSIUM SORBATE (TO RETAIN FRESHNESS), AMMONIUM SULFATE, MONOCALCIUM PHOSPHATE. CONTAINS: WHEAT, SOY, EGG, MILK.

3106 Maria Cookies

Limited



Nutrition Facts Per Serving			
Serving Size	7 each (29 g)	Calories	120
Servings per Container	6	Calories from Fat	25
% Daily Value*		% Daily Value*	
Total Fat (2.5 g)	4%	Vitamin A	0%
Saturated Fat (1 g)	5%	Vitamin C	1%
Trans Fat (0.5 g)		Calcium	1%
Polyunsaturated Fat (0 g)		Iron	4%
Monounsaturated Fat (1 g)			
Cholesterol (0 mg)	0%		
Sodium (75 mg)	3%		
Total Carbohydrates (22 g)	7%		
Dietary Fiber (1 g)	1%		
Total Sugars (6 g)			
Protein (2 g)			
*Percent Daily Values are based on a 2,000 calorie diet. Your daily values may be higher or lower depending on your calorie needs.			

Ingredients / Allergens:

WHEAT FLOUR, SUGAR, VEGETABLE SHORTENING (May Contain One Or More Of The Following:: SOYBEAN OIL, COTTONSEED OIL, SAFFLOWER OIL), INVERT SYRUP, IODIZED SALT, SODIUM BICARBONATE, AMMONIUM BICARBONATE, SOY LECITHIN, ARTIFICIAL FLAVOR.

3108 Swiss Rolls

Limited



Nutrition Facts Per Serving			
Serving Size	2 each (57 g)	Calories	220
Servings per Container	6	Calories from Fat	
% Daily Value*		% Daily Value*	
Total Fat (8 g)	10%	Vitamin D (0 IU)	0%
Saturated Fat (5 g)	27%	Calcium (0 mg)	0%
Trans Fat (0 g)		Iron (1.4 mg)	8%
Cholesterol (0 mg)	0%		
Sodium (150 mg)	6%		
Potassium (1.4 mg)	8%		
Total Carbohydrates (36 g)	13%		
Dietary Fiber (2 g)	6%		
Total Sugars (26 g)			
Added Sugars (26 g)	52%		
Protein (1 g)			

*Percent Daily Values are based on a 2,000 calorie diet. Your daily values may be higher or lower depending on your calorie needs.

Ingredients / Allergens:

SUGAR, WHEY (MILK), ENRICHED BLEACHED FLOUR (WHEAT FLOUR, NIACIN, REDUCED IRON, THIAMIN MONONITRATE, RIBOFLAVIN, FOLIC ACID), DEXTROSE, HIGH FRUCTOSE CORN SYRUP, HYDROGENATED PALM KERNEL OIL, VEGETABLE SHORTENING (PALM, SOYBEAN OIL), CORN SYRUP, EGG WHITES, COCOA (NATURAL, Processed with ALKALI), EGGS. Contains less than 2% of: WHEAT PROTEIN ISOLATE, WHEAT FLOUR, CARAMEL COLOR, SALT, LEAVENING (SODIUM ACID PYROPHOSPHATE, SODIUM BICARBONATE, CORN STARCH, MONOCALCIUM PHOSPHATE), MALT EXTRACT, EMULSIFIER (PROPYLENE GLYCOL ESTERS OF FATTY ACIDS, MONOGLYCERIDES, STEAROYL LACTYLIC ACID), MODIFIED CORN STARCH, EGG YOLKS, GUAR GUM, WATER, MALTODEXTRIN, NATURAL AND ARTIFICIAL FLAVORS, POLYSORBATE 60, CELLULOSE GUM, TITANIUM DIOXIDE (COLOR), ENZYMES, SOY LECITHIN, MONO- AND DIGLYCERIDES, PHOSPHORIC ACID, Preserved with: SODIUM PROPIONATE, SORBIC ACID, POTASSIUM SORBATE. Manufactured in a facility that also processes: PEANUTS, TREE NUTS.

3109 Pie, Peach

Limited

Rotating Flavor: Peach



Nutrition Facts Per Serving			
Serving Size	1 each (113 g)	Calories	410
Servings per Container	about 1	Calories from Fat	150
% Daily Value*		% Daily Value*	
Total Fat (17 g)	26%	Vitamin A	0%
Saturated Fat (9 g)	45%	Vitamin C	0%
Trans Fat (0 g)		Calcium	0%
Cholesterol (0 mg)	0%	Iron	8%
Sodium (470 mg)	20%		
Total Carbohydrates (62 g)	21%		
Dietary Fiber (1 g)	4%		
Total Sugars (32 g)			
Protein (3 g)			

*Percent Daily Values are based on a 2,000 calorie diet. Your daily values may be higher or lower depending on your calorie needs.

Ingredients / Allergens:

ENRICHED FLOUR (WHEAT FLOUR, NIACIN, REDUCED IRON, THIAMIN MONONITRATE, RIBOFLAVIN, FOLIC ACID), HIGH FRUCTOSE CORN SYRUP, PALM OIL, &, FRACTIONATED PALM OIL, WATER, DICED PEACHES, SUGAR, FOOD STARCH-MODIFIED, Contains less than 2% of: SALT, PRESERVATIVES (SODIUM PROPIONATE, SODIUM BENZOATE, CITRIC ACID), CORN STARCH, WHEAT FLOUR, MALTED BARLEY FLOUR, XANTHAN GUM, DEXTROSE, CALCIUM CARBONATE, AGAR-AGAR, PROPYLENE GLYCOL, ETHYL ALCOHOL, MONO- &, DIGLYCERIDES, SORBITAN MONOSTEARATE, SOY LECITHIN, YELLOW 6, YELLOW 5, NATURAL &, ARTIFICIAL FLAVOR. CONTAINS: SOY, WHEAT

3110 Strawberry Cheese Danish

Limited

Rotating Flavor: Strawberry



Nutrition Facts Per Serving			
Serving Size	1 package (120 g)	Calories	430
Servings per Container	1	Calories from Fat	
% Daily Value*		% Daily Value*	
Total Fat (17 g)	22%	Vitamin D (0 IU)	0%
Saturated Fat (9 g)	45%	Calcium (150 mg)	10%
Trans Fat (0 g)		Iron (2.2 mg)	10%
Cholesterol (0 mg)	0%		
Sodium (460 mg)	20%		
Potassium (100 mg)	2%		
Total Carbohydrates (63 g)	23%		
Dietary Fiber (1 g)	4%		
Total Sugars (30 g)			
Added Sugars (29 g)	58%		
Protein (5 g)			
*Percent Daily Values are based on a 2,000 calorie diet. Your daily values may be higher or lower depending on your calorie needs.			

Ingredients / Allergens:

ENRICHED FLOUR (WHEAT FLOUR, MALTED BARLEY FLOUR, NIACIN, FERROUS SULFATE OR REDUCED IRON, THIAMIN MONONITRATE, RIBOFLAVIN, FOLIC ACID), WATER, SUGAR, PALM OIL, HIGH FRUCTOSE CORN SYRUP, Contains 2% or less of: YEAST, CREAM CHEESE (CULTURED CREAM AND MILK), WHEY, MONO AND DIGLYCERIDES, SALT, MODIFIED CORN STARCH, EGG WHITE, CORNSTARCH, DEXTROSE, CALCIUM CARBONATE, NATURAL AND ARTIFICIAL FLAVOR, SOYBEAN OIL, STRAWBERRY PUREE, GUAR GUM, MINERAL OIL, SODIUM STEAROYL LACTYLATE, SOY LECITHIN, CALCIUM SULFATE, LACTOSE, CALCIUM CASEINATE, ASCORBIC ACID, EGG, MALTODEXTRIN, BAKING SODA, SODIUM ACID PYROPHOSPHATE, AGAR, PRESERVATIVE (CALCIUM PROPIONATE, POTASSIUM SORBATE, SODIUM BENZOATE, SORBIC ACID), CITRIC ACID, FUMARIC ACID, ENZYMES, CELLULOSE GEL, SODIUM HEXAMETAPHOSPHATE, LACTIC ACID, CELLULOSE GUM, COLOR (BETA CAROTENE, TITANIUM DIOXIDE, RED 40, BLUE 1), PECTIN, SODIUM PHOSPHATE, LOCUST BEAN GUM, CARRAGEENAN, XANTHAN GUM, VITAMIN A PALMITATE. CONTAINS: EGG, MILK, SOY, WHEAT.

Microwaveable

4110 Movie Theatre Popcorn

Limited



Nutrition Facts Per Serving			
Serving Size	1 cup (33 g)	Calories	35
Servings per Container	about 5.5	Calories from Fat	0
% Daily Value*		% Daily Value*	
Total Fat (2.5 g)	3%	Vitamin D (0 IU)	0%
Saturated Fat (1 g)	5%	Calcium (0 mg)	0%
Trans Fat (0 g)		Iron (0 mg)	0%
Polyunsaturated Fat (0 g)			
Monounsaturated Fat (1 g)			
Cholesterol (0 mg)	0%		
Sodium (65 mg)	3%		
Potassium (0 mg)	0%		
Total Carbohydrates (3 g)	1%		
Dietary Fiber (0 g)	0%		
Total Sugars (0 g)			
Added Sugars (0 g)	0%		
Protein (0 g)			
*Percent Daily Values are based on a 2,000 calorie diet. Your daily values may be higher or lower depending on your calorie needs.			

Ingredients / Allergens:

WHOLE GRAIN POPCORN, PALM OIL, SALT, NATRUAL FLAVORS, ROSEMARY EXTRACT (To Preserve Freshness), ASCORBIC ACID (To Preserve Freshness), BUTTER (CREAM, SALT) . CONTAINS: MILK.

4112 Kettle Popcorn

Limited



Nutrition Facts Per Serving			
Serving Size	2 tablespoons (34 g)	Calories	150
Servings per Container	about 2.5	Calories from Fat	30
% Daily Value*		% Daily Value*	
Total Fat (9 g)	12%	Vitamin D (0 IU)	0%
Saturated Fat (4 g)	20%	Calcium (0 mg)	0%
Trans Fat (0 g)		Iron (0.6 mg)	4%
Polyunsaturated Fat (1 g)			
Monounsaturated Fat (3 g)			
Cholesterol (0 mg)	0%		
Sodium (170 mg)	7%		
Potassium (0 mg)	0%		
Total Carbohydrates (19 g)	7%		
Dietary Fiber (3 g)	11%		
Total Sugars (0 g)	0%		
Added Sugars (0 g)	0%		
Protein (2 g)			
*Percent Daily Values are based on a 2,000 calorie diet. Your daily values may be higher or lower depending on your calorie needs.			

Ingredients / Allergens:

POPPING CORN, PALM OIL,, Less than 2% of: SALT, SUCRALOSE, TBHQ AND CITRIC ACID (FOR FRESHNESS)

4116 Betty Crocker Mug Treats, Cinnamon Roll

Limited

Rotating Flavor: Soft Baked Chocolate Chip Cookie



Nutrition Facts Per Serving			
Serving Size	1 packet (99 g)	Calories	400
Servings per Container	4	Calories from Fat	90
% Daily Value*		% Daily Value*	
Total Fat (10 g)	16%	Calcium	4%
Saturated Fat (6 g)	32%	Iron	10%
Trans Fat (0 g)			
Cholesterol (0 mg)	0%		
Sodium (370 mg)	15%		
Potassium (180 mg)	5%		
Total Carbohydrates (71 g)	24%		
Dietary Fiber (1 g)	6%		
Total Sugars (50 g)			
Protein (5 g)			

*Percent Daily Values are based on a 2,000 calorie diet. Your daily values may be higher or lower depending on your calorie needs.

Ingredients / Allergens:

SUGAR, FUDGE TOPPING (SUGAR, SWEETENED CONDENSED SKIM MILK [SKIM MILK, SUGAR, CORN SYRUP], WATER, HIGH FRUCTOSE CORN SYRUP, HYDROGENATED PALM KERNEL OIL, COCOA, CORN STARCH, BUTTERMILK, BUTTER [CREAM, SALT], WHEY, COCOA Processed with ALKALI, SALT, SODIUM ALGINATE, NATURAL AND ARTIFICIAL FLAVOR, POTASSIUM SORBATE [PRESERVATIVE], MONO AND DIGLYCERIDES, BAKING SODA, COLOR ADDED), ENRICHED BLEACHED FLOUR (WHEAT FLOUR, NIACIN, IRON, THIAMIN MONONITRATE, RIBOFLAVIN, FOLIC ACID), CHOCOLATE CHIPS (SUGAR, CHOCOLATE LIQUOR, COCOA BUTTER, SOY LECITHIN, ARTIFICIAL FLAVOR), PALM OIL, Contains 2% or less of: EGG WHITE, CORN STARCH, SALT, MOLASSES POWDER, NATURAL AND ARTIFICIAL FLAVOR, WHEY, BAKING SODA, COLOR ADDED. CONTAINS: WHEAT, MILK, EGG AND SOY INGREDIENTS.

4122 Corn Bread Mix

Limited



Nutrition Facts Per Serving			
Serving Size	1/5 packages (37 g)	Calories	140
Servings per Container	5	Calories from Fat	0
% Daily Value*		% Daily Value*	
Total Fat (2.5 g)	3%	Calcium (52 mg)	4%
Saturated Fat (0 g)	0%	Iron (2 mg)	10%
Trans Fat (0 g)			
Sodium (470 mg)	21%		
Total Carbohydrates (26 g)	10%		
Total Sugars (3 g)			
Added Sugars (2 g)	4%		
Protein (3 g)			

*Percent Daily Values are based on a 2,000 calorie diet. Your daily values may be higher or lower depending on your calorie needs.

Ingredients / Allergens:

ENRICHED DEGERMINATED YELLOW CORN MEAL AND ENRICHED BLEACHED FLOUR (DEGERMED YELLOW CORN MEAL, WHEAT FLOUR, NIACIN, IRON, THIAMIN MONONITRATE, RIBOFLAVIN, FOLIC ACID), DEXTROSE, CANOLA OIL, LEAVENING (BAKING SODA, SODIUM ALUMINUM PHOSPHATE, CALCIUM PHOSPHATE), Contains 2% or less of: SALT, BUTTERMILK, GUAR GUM. CONTAINS: MILK AND WHEAT INGREDIENTS. May Contain SOYBEAN, EGG, ALMOND, BRAZIL NUTS, CASHEWS, HAZELNUT, MACADAMIA NUT, PECAN, PINE NUT, PISTACHIO NUT, WALNUTS AND PEANUT.

Chips

4002 Pretzels

Limited



Nutrition Facts Per Serving					
Serving Size	1 ounce (17 piece)	Calories	110	Calories from Fat	10
Servings per Container	about 12				
% Daily Value*		% Daily Value*			
Total Fat (1 g)	2%	Vitamin A	0%		
Saturated Fat (0 g)	0%	Thiamine (B1)	15%		
Trans Fat (0 g)		RiboFlavin (B2)	10%		
Cholesterol (0 mg)	0%	Niacin (B3)	10%		
Sodium (350 mg)	15%	Vitamin C	0%		
Total Carbohydrates (23 g)	8%	Calcium	0%		
Dietary Fiber (1 g)	4%	Iron	10%		
Total Sugars (1 g)		Folate	15%		
Protein (3 g)					
*Percent Daily Values are based on a 2,000 calorie diet. Your daily values may be higher or lower depending on your calorie needs.					

Ingredients / Allergens:

ENRICHED WHEAT FLOUR (WHEAT FLOUR, NIACIN, REDUCED IRON, THIAMINE MONONITRATE, RIBOFLAVIN, FOLIC ACID), SALT, CORN SYRUP, VEGETABLE OIL (May Contain One Or More Of The Following: CORN, CANOLA, SOYBEAN), SODIUM BICARBONATE, YEAST. CONTAINS: WHEAT.

4003 Tortilla Chips

Limited



Nutrition Facts Per Serving					
Serving Size	1 ounce (11 chip)	Calories	140	Calories from Fat	90
Servings per Container	about 16				
% Daily Value*		% Daily Value*			
Total Fat (10 g)	15%	Vitamin A	0%		
Saturated Fat (8 g)	40%	Vitamin C	0%		
Trans Fat (0 g)		Calcium	2%		
Cholesterol (0 mg)	0%	Iron	2%		
Sodium (100 mg)	4%				
Total Carbohydrates (13 g)	4%				
Dietary Fiber (1 g)	4%				
Total Sugars (0 g)					
Protein (1 g)					
*Percent Daily Values are based on a 2,000 calorie diet. Your daily values may be higher or lower depending on your calorie needs.					

Ingredients / Allergens:

CORN, COCONUT OIL AND/OR CORN OIL AND/OR COTTONSEED OIL, SEA SALT.

4004 Frito's Chili Cheese Corn Chips

Limited



Nutrition Facts Per Serving			
Serving Size	about 31 chips (28 g)	Calories	160
Servings per Container	about 11	Calories from Fat	
% Daily Value*		% Daily Value*	
Total Fat (10 g)	12%	Vitamin D (0 IU)	0%
Saturated Fat (1.5 g)	7%	Calcium (38 mg)	2%
Trans Fat (0 g)		Iron (0 mg)	0%
Cholesterol (0 mg)	0%		
Sodium (270 mg)	12%		
Potassium (53 mg)	0%		
Total Carbohydrates (16 g)	6%		
Dietary Fiber (1 g)	5%		
Total Sugars (1 g)			
Protein (2 g)			

*Percent Daily Values are based on a 2,000 calorie diet. Your daily values may be higher or lower depending on your calorie needs.

Ingredients / Allergens:

CORN, CORN OIL, SALT, WHEY, CHEDDAR CHEESE (MILK, CHEESE CULTURES, SALT, ENZYMES), SPICES, WHEY PROTEIN CONCENTRATE, MALTODEXTRIN (Made From: CORN), TOMATO POWDER, MONOSODIUM GLUTAMATE, ONION POWDER, ROMANO CHEESE (COW'S MILK, CHEESE CULTURES, SALT, ENZYMES), DEXTROSE, SUGAR, BUTTERMILK, BUTTER (CREAM, SALT), CITRIC ACID, NATURAL FLAVOR, SUNFLOWER OIL, GARLIC POWDER, ANNATTO EXTRACTS, DISODIUM INOSINATE, DISODIUM GUANYLATE, CARAMEL COLOR. CONTAINS: MILK INGREDIENTS.

4005 Chili & Lime Chicharinas

Limited



Nutrition Facts Per Serving			
Serving Size	1 ounce (28 g)	Calories	140
Servings per Container	about 3	Calories from Fat	70
% Daily Value*		% Daily Value*	
Total Fat (8 g)	12%	Vitamin A	6%
Saturated Fat (2 g)	10%	RiboFlavin (B2)	4%
Trans Fat (0 g)		Niacin (B3)	6%
Polyunsaturated Fat (4 g)		Vitamin B6	2%
Monounsaturated Fat (1.5 g)		Vitamin C	2%
Cholesterol (0 mg)	0%	Calcium	2%
Sodium (500 mg)	21%	Iron	6%
Total Carbohydrates (15 g)	5%		
Dietary Fiber (1 g)	2%		
Total Sugars (0 g)			
Protein (2 g)			

*Percent Daily Values are based on a 2,000 calorie diet. Your daily values may be higher or lower depending on your calorie needs.

Ingredients / Allergens:

ENRICHED BLEACHED WHEAT FLOUR, NIACIN, REDUCED IRON, THIAMIN MONONITRATE, RIBOFLAVIN, FOLIC ACID, COTTONSEED OR CANOLA OIL, CORN STARCH, SALT, CHILI PEPPER AND OTHER SPICES, PAPRIKA. Less than 1% of: SODIUM BICARBONATE, CITRIC ACID, DEXTROSE, MONOSODIUM GLUTAMATE, NATURAL FLAVORS, MALIC ACID, ONION POWDER, TOMATO POWDER, SODIUM DIACETATE, GARLIC POWDER, AUTOLYZED YEAST EXTRACT, EXTRACTIVE OF PAPRIKA, LACTIC ACID, DISODIUM GUANYLATE, YELLOW 6. CONTAINS: WHEAT INGREDIENTS.

4007 Lay's BBQ Chips

Limited



Nutrition Facts Per Serving			
Serving Size	1 ounce (15 chip)	Calories	150
Servings per Container	about 6	Calories from Fat	80
% Daily Value*		% Daily Value*	
Total Fat (9 g)	15%	Vitamin A	0%
Saturated Fat (1.5 g)	7%	Thiamine (B1)	4%
Trans Fat (0 g)		Vitamin B6	8%
Cholesterol (0 mg)	0%	Vitamin C	10%
Sodium (150 mg)	6%	Calcium	0%
Total Carbohydrates (16 g)	5%	Iron	2%
Dietary Fiber (1 g)	5%		
Total Sugars (2 g)			
Protein (2 g)			
*Percent Daily Values are based on a 2,000 calorie diet. Your daily values may be higher or lower depending on your calorie needs.			

Ingredients / Allergens:

POTATOES, VEGETABLE OIL (SUNFLOWER, CORN AND/OR CANOLA OIL), BARBECUE SEASONING (SUGAR, DEXTROSE, SALT, MALTODEXTRIN [Made From: CORN], MOLASSES, TORULA YEAST, ONION POWDER, SPICES, TOMATO POWDER, PAPRIKA, NATURAL FLAVORS (Including: NATURAL SMOKE FLAVORS), CORNSTARCH, CARAMEL COLOR, YEAST EXTRACT, PAPRIKA EXTRACT, GARLIC POWDER, AND MUSTARD SEED OIL).

4009 Hot & Spicy Pork Rinds

Limited



Nutrition Facts Per Serving			
Serving Size	1/2 ounces (14 g)	Calories	80
Servings per Container	6	Calories from Fat	40
% Daily Value*		% Daily Value*	
Total Fat (4.5 g)	7%		
Saturated Fat (1.5 g)	8%		
Trans Fat (0 g)			
Polyunsaturated Fat (0.5 g)			
Monounsaturated Fat (2.5 g)			
Cholesterol (15 mg)	5%		
Sodium (370 mg)	15%		
Total Carbohydrates (0 g)	0%		
Protein (8 g)	2%		
*Percent Daily Values are based on a 2,000 calorie diet. Your daily values may be higher or lower depending on your calorie needs.			

Ingredients / Allergens:

PORK RINDS, SALT, DEXTROSE, SPICES, Including: CHILI PEPPERS, TORULA YEAST MALTODEXTRIN, PAPRIKA, MONOSODIUM GLUTAMATE, ONION POWDER, GARLIC POWDER, EXTRACTIVES OF PAPRIKA, YELLOW 6 LAKE, NATURAL FLAVOR, CARAMEL COLOR, RED 40 LAKE.

4011 Jalapeño Chips

Limited



Nutrition Facts Per Serving			
Serving Size	1 ounce (28 g)	Calories	150
Servings per Container	6	Calories from Fat	
% Daily Value*		% Daily Value*	
Total Fat (10 g)	13%	Vitamin D (0 IU)	0%
Saturated Fat (1 g)	5%	Calcium (10 mg)	0%
Trans Fat (0 g)		Iron (0.5 mg)	2%
Cholesterol (0 mg)	0%		
Sodium (240 mg)	10%		
Potassium (350 mg)	8%		
Total Carbohydrates (15 g)	5%		
Dietary Fiber (1 g)	4%		
Total Sugars (0 g)			
Added Sugars (0 g)	0%		
Protein (2 g)			
*Percent Daily Values are based on a 2,000 calorie diet. Your daily values may be higher or lower depending on your calorie needs.			

Ingredients / Allergens:

POTATOES, VEGETABLE OIL (CORN AND/OR CANOLA AND/OR SUNFLOWER OIL), SEASONING (, CORN MALTODEXTRIN, SALT, SPICE, MONOSODIUM GLUTAMATE, ONION POWDER, JALAPENO PEPPER, SUGAR, MODIFIED WHEY [MILK], GARLIC POWDER, SODIUM DIACETATE, NATURAL AND ARTIFICIAL FLAVORS, LACTIC ACID, NONFAT DRY MILK, TORULA YEAST, CHEDDAR CHEESE [MILK, CHEESE CULTURES, SALT, ENZYMES], WHEY, EXTRACTIVE OF PAPRIKA, BUTTERMILK POWDER, DISODIUM PHOSPHATE, AND NOT MORE THAN 2% SILICON DIOXIDE (, ADDED AS ANTICAKING AGENT) . CONTAINS, MILK.

4015 Cool Ranch Doritos

Limited

Rotating Flavor: Cool Ranch



Nutrition Facts Per Serving			
Serving Size	1 ounce (12 chip)	Calories	150
Servings per Container	8	Calories from Fat	70
% Daily Value*		% Daily Value*	
Total Fat (8 g)	12%	Vitamin A	0%
Saturated Fat (1 g)	5%	Thiamine (B1)	4%
Trans Fat (0 g)		RiboFlavin (B2)	2%
Cholesterol (0 mg)	0%	Vitamin B6	4%
Sodium (180 mg)	8%	Vitamin C	0%
Total Carbohydrates (18 g)	6%	Vitamin E	6%
Dietary Fiber (2 g)	6%	Calcium	2%
Total Sugars (1 g)		Iron	0%
Protein (2 g)		Phosphorous	4%
*Percent Daily Values are based on a 2,000 calorie diet. Your daily values may be higher or lower depending on your calorie needs.		Magnesium	4%

Ingredients / Allergens:

ENRICHED WHEAT FLOUR (WHEAT FLOUR, NIACIN, REDUCED IRON, THIAMIN MONONITRATE, RIBOFLAVIN.FOLIC ACID), SALT, CORN SYRUP, VEGETABLE OIL (May Contain One Or More Of The Following:: CORN, CANOLA, SOYBEAN), SODIUM BICARBONATE, YEAST. CONTAINS: WHEAT.

4016 Crunchy Cheetos

Limited



Nutrition Facts Per Serving			
Serving Size	about 21 pieces (28 g)	Calories	160
Servings per Container	9	Calories from Fat	
% Daily Value*		% Daily Value*	
Total Fat (10 g)	13%	Vitamin D (0 IU)	0%
Saturated Fat (1.5 g)	8%	Calcium (15 mg)	0%
Trans Fat (0 g)		Iron (0 mg)	2%
Cholesterol (0 mg)	0%		
Sodium (250 mg)	11%		
Potassium (53 mg)	0%		
Total Carbohydrates (15 g)	6%		
Dietary Fiber (1 g)	3%		
Total Sugars (1 g)			
Protein (2 g)			
*Percent Daily Values are based on a 2,000 calorie diet. Your daily values may be higher or lower depending on your calorie needs.			

Ingredients / Allergens:

ENRICHED CORN MEAL (CORN MEAL, FERROUS SULFATE, NIACIN, THIAMINE MONONITRATE, RIBOFLAVIN, FOLIC ACID), VEGETABLE OIL (CORN, CANOLA AND/OR SUNFLOWER OIL), CHEESE SEASONING (WHEY, CHEDDAR CHEESE [MILK, CHEESE CULTURES, SALT, ENZYMES], CANOLA OIL, MALTODEXTRIN [Made From: CORN], NATURAL AND ARTIFICIAL FLAVORS, SALT, WHEY, PROTEIN CONCENTRATE, MONOSODIUM GLUTAMATE, LACTIC ACID, ARTIFICIAL COLOR [YELLOW 6], AND SALT. CONTAINS: MILK INGREDIENTS.

4018 Pre Popped Popcorn, Cheese

Limited

Rotating Flavor: Cheese



Nutrition Facts Per Serving			
Serving Size	2 1/2 cups (30 g)	Calories	150
Servings per Container	about 5	Calories from Fat	80
% Daily Value*		% Daily Value*	
Total Fat (9 g)	14%	Vitamin A	0%
Saturated Fat (1.5 g)	8%	Vitamin C	0%
Trans Fat (0 g)		Calcium	2%
Cholesterol (0 mg)	0%	Iron	4%
Sodium (280 mg)	12%		
Total Carbohydrates (16 g)	5%		
Dietary Fiber (3 g)	12%		
Total Sugars (0 g)			
Protein (3 g)			
*Percent Daily Values are based on a 2,000 calorie diet. Your daily values may be higher or lower depending on your calorie needs.			

Ingredients / Allergens:

POPCORN, VEGETABLE OIL (Contains one or more of the following: CANOLA, SUNFLOWER, CORN, SAFFLOWER, RICE OIL), WHEY. Partially HYDROGENATED SOYBEAN OIL, MALTODEXTRIN, SALT, DISODIUM PHOSPHATE, CHEDDAR CHEESE (CULTURED PASTEURIZED MILK, SALT, ENZYMES), CITRIC ACID, AUTOLYZED YEAST, SPICE, NATURAL AND ARTIFICIAL FLAVORS, LACTIC ACID, ARTIFICIAL COLOR (RED 40, YELLOW 5, BETA CAROTENE). Allergy Information: CONTAINS: MILK, SOY. Produced In A Facility That Also Uses: MILK, SOY, WHEAT, PEANUTS, TREE NUTS.

4019 Baked Goldfish

Best Choice



Nutrition Facts Per Serving			
Serving Size	1 package (21 g)	Calories	100
Servings per Container	1	Calories from Fat	35
% Daily Value*		% Daily Value*	
Total Fat (4 g)	6%	Vitamin A	0%
Saturated Fat (0.5 g)	3%	Thiamine (B1)	6%
Trans Fat (0 g)		RiboFlavin (B2)	6%
Polyunsaturated Fat (1 g)		Niacin (B3)	6%
Monounsaturated Fat (2 g)		Vitamin C	0%
Cholesterol (0 mg)	0%	Calcium	2%
Sodium (170 mg)	7%	Iron	4%
Total Carbohydrates (14 g)	5%	Folate	6%
Dietary Fiber (1 g)	4%		
Total Sugars (0 g)			
Protein (2 g)			

*Percent Daily Values are based on a 2,000 calorie diet. Your daily values may be higher or lower depending on your calorie needs.

Ingredients / Allergens:

WHOLE WHEAT FLOUR, ENRICHED WHEAT FLOUR (FLOUR, NIACIN, REDUCED IRON, THIAMIN MONONITRATE, RIBOFLAVIN, FOLIC ACID), CHEDDAR CHEESE ([, CULTURED MILK, SALT, ENZYMES], ANNATTO), CANOLA AND/OR SUNFLOWER OIL, SALT, Contains less than 2% of, YEAST, AUTOLYZED YEAST EXTRACT, PAPRIKA, SPICES, BAKING SODA, MONOCALCIUM PHOSPHATE, ONION POWDER. CONTAINS: WHEAT, MILK.

4022 Ruffles Cheddar & Sour Cream Chips

Limited



Nutrition Facts Per Serving			
Serving Size	about 11 chips (28 g)	Calories	160
Servings per Container	about 6	Calories from Fat	
% Daily Value*		% Daily Value*	
Total Fat (10 g)	13%	Vitamin C	6%
Saturated Fat (1.5 g)	7%	Vitamin D (0 IU)	0%
Trans Fat (0 g)		Calcium (10 mg)	0%
Cholesterol (0 mg)	0%	Iron (0.5 mg)	2%
Sodium (180 mg)	8%		
Potassium (340 mg)	6%		
Total Carbohydrates (15 g)	6%		
Dietary Fiber (1 g)	5%		
Total Sugars (1 g)			
Protein (2 g)			

*Percent Daily Values are based on a 2,000 calorie diet. Your daily values may be higher or lower depending on your calorie needs.

Ingredients / Allergens:

POTATOES, VEGETABLE OIL (SUNFLOWER, CORN AND/OR CANOLA OIL), CHEDDAR & SOUR CREAM SEASONING (MALTODEXTRIN [Made From CORN], SALT, WHEY, CHEDDAR CHEESE [MILK, CHEESE CULTURES, SALT, ENZYMES], ONION POWDER, CORN OIL,, MONOSODIUM GLUTAMATE, NATURAL AND ARTIFICIAL FLAVORS, BUTTERMILK, CANOLA OIL, SOUR CREAM [CULTURED CREAM, SKIM MILK],, LACTOSE, BUTTER [CREAM, SALT], SODIUM CASEINATE, YEAST EXTRACT, CITRIC ACID, SKIM MILK, BLUE CHEESE [MILK, CHEESE CULTURES, SALT, ENZYMES], LACTIC ACID, GARLIC POWDER, ARTIFICIAL COLOR [YELLOW 6, YELLOW 5], WHEY PROTEIN ISOLATE, SUNFLOWER OIL AND MILK PROTEIN CONCENTRATE) . CONTAINS, MILK INGREDIENTS.

4023 Cheetos Crunchy, Flamin Hot

Limited

Rotating Flavor: Jalapeno



Nutrition Facts Per Serving			
Serving Size	about 21 pieces (28 g)	Calories	160
Servings per Container	2	Calories from Fat	
% Daily Value*		% Daily Value*	
Total Fat (10 g)	13%	Vitamin D (0 IU)	0%
Saturated Fat (1.5 g)	8%	Calcium (10 mg)	0%
Trans Fat (0 g)		Iron (0.5 mg)	2%
Cholesterol (0 mg)			
Sodium (290 mg)	13%		
Potassium (40 mg)	0%		
Total Carbohydrates (15 g)	6%		
Dietary Fiber (1 g)	3%		
Protein (2 g)			
*Percent Daily Values are based on a 2,000 calorie diet. Your daily values may be higher or lower depending on your calorie needs.			

Ingredients / Allergens:

ENRICHED CORN MEAL (CORN MEAL, FERROUS SULFATE, NIACIN, THIAMIN MONONITRATE, RIBOFLAVIN, FOLIC ACID), VEGETABLE OIL, CORN, CANOLA AND/OR SUNFLOWER OIL) , CHEDDAR JALAPENO SEASONING (, Less than 2% of THE FOLLOWING: WHEY, MALTODEXTRIN [Made From CORN], SALT, CANOLA OIL, BUTTERMILK, ROMANO CHEESE [, COWS MILK, CHEESE CULTURES, SALT, ENZYMES], MONOSODIUM GLUTAMATE, CHEDDAR CHEESE POWDER, SUGAR, CORN STARCH, NATURAL AND ARTIFICIAL FLAVORS, MODIFIED CORN STARCH, DEXTROSE, SPICES, LACTOSE, JALAPENO PEPPER, GARLIC POWDER, SODIUM CASEINATE, ARTIFICIAL COLOR [YELLOW 6, YELLOW 5, BLUE 1, RED 40], SKIM MILK, LACTIC ACID, CITRIC ACID, MALIC ACID, SUNFLOWER OIL, DISODIUM INOSINATE, DISODIUM GUANYLATE, POTASSIUM CHLORIDE) , AND SALT. CONTAINS, MILK INGREDIENTS.

4025 Corn Chips

Limited



Nutrition Facts Per Serving			
Serving Size	1 ounce (28 g)	Calories	160
Servings per Container	13	Calories from Fat	
% Daily Value*		% Daily Value*	
Total Fat (9 g)	12%	Vitamin D (0 IU)	0%
Saturated Fat (1.5 g)	8%	Calcium (37 mg)	2%
Trans Fat (0 g)		Iron (0 mg)	0%
Cholesterol (0 mg)	0%		
Sodium (160 mg)	7%		
Potassium (52 mg)	2%		
Total Carbohydrates (16 g)	6%		
Dietary Fiber (1 g)	4%		
Total Sugars (0 g)			
Added Sugars (0 g)	0%		
Protein (2 g)			
*Percent Daily Values are based on a 2,000 calorie diet. Your daily values may be higher or lower depending on your calorie needs.			

Ingredients / Allergens:

CORN, VEGETABLE OIL (Contains one or more of the following: CANOLA, CORN, SOYBEAN OR SUNFLOWER) AND SALT.

4119 Pork Cracklins, Chile Picante

Limited



Nutrition Facts Per Serving					
Serving Size	1/2 ounces (14 g)	Calories	80	Calories from Fat	50
Servings per Container	3.5				
% Daily Value*					
Total Fat (6 g)			9%		
Saturated Fat (1 g)			5%		
Trans Fat (0 g)					
Polyunsaturated Fat (1 g)					
Monounsaturated Fat (3.5 g)					
Cholesterol (10 mg)			3%		
Sodium (460 mg)			19%		
Total Carbohydrates (0 g)			0%		
Protein (7 g)			1%		
*Percent Daily Values are based on a 2,000 calorie diet. Your daily values may be higher or lower depending on your calorie needs.					

Ingredients / Allergens:

PORK FAT WITH ATTACHED SKIN, SALT, DEXTROSE, SPICES INCLUDING CHILI PEPPER, TORULA YEAST, MALTODEXTRIN, PAPRIKA, MONOSODIUM GLUTAMATE, ONION POWDER, GARLIC POWDER, EXTRACTIVES OF PAPRIKA, YELLOW 6 LAKE, NATURAL FLAVOR, CARAMEL COLOR AND RED 40 LAKE.

Meat / Seafood

3001 Chicken Breast

Better Choice



Nutrition Facts Per Serving			
Serving Size	1 package (128 g)	Calories	130
Servings per Container	1	Calories from Fat	10
% Daily Value*		% Daily Value*	
Total Fat (1.5 g)	2%	Vitamin A	0%
Saturated Fat (0 g)	0%	Vitamin C	0%
Trans Fat (0 g)		Calcium	2%
Cholesterol (60 mg)	20%	Iron	4%
Sodium (1150 mg)	48%		
Total Carbohydrates (3 g)	1%		
Dietary Fiber (0 g)	0%		
Total Sugars (0 g)			
Protein (26 g)			

*Percent Daily Values are based on a 2,000 calorie diet. Your daily values may be higher or lower depending on your calorie needs.

Ingredients / Allergens:

CHICKEN BREAST (CHICKEN MEAT, WATER, FOOD STARCH-MODIFIED, SALT, SODIUM PHOSPHATE.)

5000 Hot Beef Deli Bites

Limited



Nutrition Facts Per Serving			
Serving Size	6 pieces (30 g)	Calories	120
Servings per Container	about 4	Calories from Fat	90
% Daily Value*		% Daily Value*	
Total Fat (10 g)	15%	Vitamin A	0%
Saturated Fat (4 g)	20%	Vitamin C	0%
Trans Fat (0 g)		Calcium	0%
Cholesterol (25 mg)	8%	Iron	4%
Sodium (390 mg)	16%		
Total Carbohydrates (1 g)	0%		
Dietary Fiber (0 g)	0%		
Total Sugars (0 g)			
Protein (5 g)			

*Percent Daily Values are based on a 2,000 calorie diet. Your daily values may be higher or lower depending on your calorie needs.

Ingredients / Allergens:

BEEF, NATURAL SPICES, SALT, May Contain, 2% OR LESS OF: DEXTROSE, LACTIC ACID STARTER CULTURE, NATURAL FLAVORINGS, SODIUM ERYTHOBATE, SODIUM NITRITE, WATER.

5001 Beef & Cheddar Stick

Limited



Nutrition Facts Per Serving			
Serving Size	1 package (32 g)	Calories	110
Servings per Container	1	Calories from Fat	80
% Daily Value*		% Daily Value*	
Total Fat (9 g)	14%	Vitamin A	2%
Saturated Fat (5 g)	26%	Vitamin C	0%
Trans Fat (0 g)		Calcium	10%
Cholesterol (30 mg)	9%	Iron	2%
Sodium (480 mg)	20%		
Total Carbohydrates (1 g)	0%		
Dietary Fiber (0 g)	0%		
Total Sugars (0 g)			
Protein (7 g)			
*Percent Daily Values are based on a 2,000 calorie diet. Your daily values may be higher or lower depending on your calorie needs.			

Ingredients / Allergens:

BEEF STICK: BEEF, WATER, SALT. Contains 2% or less of: NATURAL FLAVORS, DEXTROSE, LACTIC ACID STARTER CULTURE, HYDROLYZED SOY PROTEIN, SODIUM NITRITE.

CHEESE STICK: CULTURED PASTEURIZED MILK, WATER, SALT, SODIUM PHOSPHATE, NATURAL FLAVORING, SORBIC ACID (PRESERVATIVE), COLOR (PAPRIKA, TURMERIC EXTRACT), ENZYMES. CONTAINS: SOY, MILK.

5002 Beef Salami Summer Sausage

Limited



Nutrition Facts Per Serving			
Serving Size	2 ounces (56 g)	Calories	160
Servings per Container	2.5	Calories from Fat	110
% Daily Value*		% Daily Value*	
Total Fat (13 g)	19%	Vitamin A	4%
Saturated Fat (4.5 g)	23%	Vitamin C	0%
Cholesterol (35 mg)	12%	Calcium	0%
Sodium (780 mg)	32%	Iron	8%
Total Carbohydrates (2 g)	1%		
Total Sugars (0 g)			
Protein (11 g)			
*Percent Daily Values are based on a 2,000 calorie diet. Your daily values may be higher or lower depending on your calorie needs.			

Ingredients / Allergens:

BEEF, SALT, DEXTROSE, FLAVORINGS, GARLIC POWDER, LACTIC ACID STARTER CULTURE AND SODIUM NITRITE.

5003 Sliced Pepperoni

Limited



Nutrition Facts Per Serving			
Serving Size	15 slices (28 g)	Calories	140
Servings per Container	3.5	Calories from Fat	0
% Daily Value*		% Daily Value*	
Total Fat (13 g)	17%	Vitamin D (0 IU)	0%
Saturated Fat (6 g)	30%	Calcium (0 mg)	0%
Trans Fat (0.5 g)		Iron (0.4 mg)	2%
Cholesterol (35 mg)	12%		
Sodium (490 mg)	21%		
Potassium (0 mg)	0%		
Total Carbohydrates (0 g)	0%		
Dietary Fiber (0 g)	0%		
Total Sugars (0 g)			
Added Sugars (0 g)	0%		
Protein (5 g)			

*Percent Daily Values are based on a 2,000 calorie diet. Your daily values may be higher or lower depending on your calorie needs.

Ingredients / Allergens:

PORK, BEEF, SALT. Contains 2% or less of: WATER, DEXTROSE, SPICES, LACTIC ACID STARTER CULTURE, OLEORESIN OF PAPRIKA, GARLIC POWDER, SODIUM NITRITE, BHA, BHT, CITRIC ACID.

5004 Mackerel

Limited



Nutrition Facts Per Serving			
Serving Size	1/3 cups (85 g)	Calories	130
Servings per Container	2.5	Calories from Fat	0
% Daily Value*		% Daily Value*	
Total Fat (8 g)	10%	Vitamin D (2 IU)	10%
Saturated Fat (3.5 g)	18%	Calcium (139 mg)	10%
Trans Fat (0 g)		Iron (1 mg)	6%
Cholesterol (55 mg)	18%		
Sodium (360 mg)	16%		
Potassium (220 mg)	4%		
Total Carbohydrates (0 g)	0%		
Dietary Fiber (0 g)	0%		
Total Sugars (0 g)			
Added Sugars (0 g)	0%		
Protein (13 g)			

*Percent Daily Values are based on a 2,000 calorie diet. Your daily values may be higher or lower depending on your calorie needs.

Ingredients / Allergens:

MACKEREL, WATER, SALT. Allergy Information: FISH.

5006 Tuna in Water

Better Choice



Nutrition Facts Per Serving			
Serving Size	1 package (120 g)	Calories	110
Servings per Container	1	Calories from Fat	0
		% Daily Value*	
Total Fat (0.5 g)	1%	Vitamin A	0%
Saturated Fat (0 g)	0%	Vitamin C	0%
Trans Fat (0 g)		Calcium	2%
Cholesterol (55 mg)	18%	Iron	8%
Sodium (570 mg)	24%		
Total Carbohydrates (0 g)	0%		
Dietary Fiber (0 g)			
Total Sugars (0 g)			
Protein (24 g)			
*Percent Daily Values are based on a 2,000 calorie diet. Your daily values may be higher or lower depending on your calorie needs.			

Ingredients / Allergens:

TUNA FISH, WATER, VEGETABLE BROTH (PEA AND CARROT EXTRACT), SALT. CONTAINS: TUNA.

5009 Smoked Clams

Limited



Nutrition Facts Per Serving			
Serving Size	1/3 cups (47 g)	Calories	90
Servings per Container	about 2	Calories from Fat	45
		% Daily Value*	
Total Fat (8 g)	8%	Vitamin A	4%
Saturated Fat (1.5 g)	7%	Vitamin C	0%
Trans Fat (0 g)		Calcium	4%
Cholesterol (45 mg)	14%	Iron	60%
Sodium (330 mg)	14%		
Total Carbohydrates (8 g)	1%		
Dietary Fiber (2 g)	6%		
Total Sugars (0 g)			
Protein (10 g)			
*Percent Daily Values are based on a 2,000 calorie diet. Your daily values may be higher or lower depending on your calorie needs.			

Ingredients / Allergens:

SMOKED BABY CLAMS, COTTONSEED OIL, SALT.

5010 Spam

Limited



Nutrition Facts Per Serving			
Serving Size	1 package	Calories	210
Servings per Container	1	Calories from Fat	160
% Daily Value*		% Daily Value*	
Total Fat (21 g)	28%	Vitamin A	0%
Saturated Fat (7 g)	35%	Vitamin C	0%
Trans Fat (0 g)		Calcium	0%
Cholesterol (50 mg)	17%	Iron	2%
Sodium (830 mg)	35%		
Total Carbohydrates (2 g)	1%		
Dietary Fiber (0 g)	0%		
Total Sugars (1 g)			
Protein (9 g)			

*Percent Daily Values are based on a 2,000 calorie diet. Your daily values may be higher or lower depending on your calorie needs.

Ingredients / Allergens:

PORK, WATER, SALT, MODIFIED POTATOE STARCH, SUGAR, POTASSIUM CHLORIDE, SODIUM NITRITE.

5011 Hot Summer Sausage

Limited



Nutrition Facts Per Serving			
Serving Size	2 ounces (56 g)	Calories	160
Servings per Container	2.5	Calories from Fat	110
% Daily Value*		% Daily Value*	
Total Fat (13 g)	19%	Vitamin A	4%
Saturated Fat (4.5 g)	23%	Vitamin C	0%
Cholesterol (35 mg)	12%	Calcium	0%
Sodium (780 mg)	32%	Iron	8%
Total Carbohydrates (2 g)	1%		
Total Sugars (0 g)			
Protein (11 g)			

*Percent Daily Values are based on a 2,000 calorie diet. Your daily values may be higher or lower depending on your calorie needs.

Ingredients / Allergens:

BEEF, SALT, FLAVORINGS, DEXTROSE, LACTIC ACID STARTER CULTURE AND SODIUM NITRITE.

5012 Shredded Beef

Limited



Nutrition Facts Per Serving			
Serving Size	1 package (170 g)	Calories	220
Servings per Container	1	Calories from Fat	60
% Daily Value*		% Daily Value*	
Total Fat (7 g)	10%	Vitamin A	2%
Saturated Fat (3.5 g)	17%	Vitamin C	0%
Trans Fat (0 g)		Calcium	0%
Cholesterol (105 mg)	35%	Iron	15%
Sodium (630 mg)	26%		
Total Carbohydrates (2 g)	1%		
Dietary Fiber (0 g)	0%		
Total Sugars (0 g)			
Protein (39 g)			
*Percent Daily Values are based on a 2,000 calorie diet. Your daily values may be higher or lower depending on your calorie needs.			

Ingredients / Allergens:

COOKED BEEF, WATER, BEEF EXTRACT, CORN STARCH, SALT, CARAMEL COLOR.

5013 Beef Stick

Limited



Nutrition Facts Per Serving			
Serving Size	1.75 packages (50 g)	Calories	220
Servings per Container	1	Calories from Fat	0
% Daily Value*		% Daily Value*	
Total Fat (17 g)	24%	Vitamin D	0%
Saturated Fat (8 g)	40%	Calcium	0%
Trans Fat (0 g)		Iron	6%
Cholesterol (45 mg)	15%		
Sodium (760 mg)	33%		
Potassium	4%		
Total Carbohydrates (2 g)	1%		
Dietary Fiber (0 g)	0%		
Total Sugars (1 g)			
Added Sugars (1 g)	0%		
Protein (10 g)			
*Percent Daily Values are based on a 2,000 calorie diet. Your daily values may be higher or lower depending on your calorie needs.			

Ingredients / Allergens:

BEEF, SALT, Contains 2% or less of: CORN SYRUP SOLIDS, SPICES, DEXTROSE, LACTIC ACID STARTER CULTURE, NATURAL FLAVORINGS, SODIUM ERYTHOBATE, GARLIC POWDER, SODIUM NITRITE, WATER.

5014 Halal Summer Sausage

Limited



Nutrition Facts Per Serving					
Serving Size	2 ounces (56 g)	Calories	160	Calories from Fat	110
Servings per Container	2.5				
% Daily Value*		% Daily Value*			
Total Fat (13 g)	19%	Vitamin A		4%	
Saturated Fat (4.5 g)	23%	Vitamin C		0%	
Cholesterol (35 mg)	12%	Calcium		0%	
Sodium (780 mg)	32%	Iron		8%	
Total Carbohydrates (2 g)	1%				
Total Sugars (0 g)					
Protein (11 g)					

*Percent Daily Values are based on a 2,000 calorie diet. Your daily values may be higher or lower depending on your calorie needs.

Ingredients / Allergens:

BEEF, SALT. Less than 2% of: CORN SYRUP, SPICES, FLAVORINGS, DEXTROSE, VINEGAR, LACTIC ACID, CITRIC ACID, SODIUM NITRITE.

5016 Roast Beef & Gravy

Limited



Nutrition Facts Per Serving					
Serving Size	1.5 cups (284 g)	Calories	300	Calories from Fat	
Servings per Container	2				
% Daily Value*		% Daily Value*			
Total Fat (5 g)	13%	Vitamin D (0 IU)		0%	
Saturated Fat (4.5 g)	23%	Calcium (36 mg)		2%	
Trans Fat (0 g)		Iron (5 mg)		30%	
Cholesterol (85 mg)	28%				
Sodium (1110 mg)	48%				
Potassium (459 mg)	10%				
Total Carbohydrates (5 g)	5%				
Dietary Fiber (1 g)	4%				
Total Sugars (1 g)					
Added Sugars (0 g)	0%				
Protein (19 g)					

*Percent Daily Values are based on a 2,000 calorie diet. Your daily values may be higher or lower depending on your calorie needs.

Ingredients / Allergens:

COOKED BEEF, WATER, MODIFIED FOOD STARCH, Contains less than 2% of: TOMATO PASTE, ROASTED BEEF INCLUDING BEEF JUICES, AUTOLYZED YEAST EXTRACT, POTATO FLOUR, MALTODEXTRIN, CORN OIL, NATURAL FLAVORS, CARAMEL COLOR, PAPRIKA, ONION POWDER, SALT, GARLIC POWDER, BLACK PEPPER.

5020 Real Bacon Bits

Limited



Nutrition Facts Per Serving					
Serving Size	1 tablespoon (7 g)	Calories	25	Calories from Fat	0
Servings per Container	about 12				
% Daily Value*					
Total Fat (1.5 g)			2%		
Saturated Fat (1 g)			5%		
Trans Fat (0 g)					
Cholesterol (10 mg)			3%		
Sodium (210 mg)			9%		
Potassium (35 mg)			1%		
Total Carbohydrates (0 g)			0%		
Protein (3 g)					
*Percent Daily Values are based on a 2,000 calorie diet. Your daily values may be higher or lower depending on your calorie needs.					

Ingredients / Allergens:

BACON (Cured With WATER, SALT, SUGAR, SODIUM ERYTHORBATE, SODIUM NITRITE, May Also Contain SMOKE FLAVORING, DEXTROSE, BROWN SUGAR, SODIUM PHOSPHATE, POTASSIUM CHLORIDE, SODIUM DIACETATE, FLAVORING, HONEY.

5022 Chunk Ham

Limited



Nutrition Facts Per Serving					
Serving Size	1 package (198 g)	Calories	160	Calories from Fat	15
Servings per Container	1				
% Daily Value*		% Daily Value*			
Total Fat (1.5 g)	2%	Vitamin A		0%	
Saturated Fat (0 g)	0%	Vitamin C		0%	
Trans Fat (0 g)		Calcium		0%	
Cholesterol (85 mg)	28%	Iron		8%	
Sodium (1740 mg)	73%				
Total Carbohydrates (0 g)					
Dietary Fiber (0 g)	0%				
Total Sugars (0 g)					
Protein (36 g)					
*Percent Daily Values are based on a 2,000 calorie diet. Your daily values may be higher or lower depending on your calorie needs.					

Ingredients / Allergens:

HAM CURED WITH WATER, SALT, SODIUM PHOSPHATE, SODIUM ERYTHORBATE, SODIUM NITRITE.

5023 Beef Barbacoa

Limited



Nutrition Facts Per Serving			
Serving Size	1 package (170 g)	Calories	250
Servings per Container	1	Calories from Fat	55
% Daily Value*		% Daily Value*	
Total Fat (11 g)	16%	Vitamin A	0%
Saturated Fat (3 g)	16%	Vitamin C	0%
Trans Fat (0 g)		Calcium	0%
Cholesterol (55 mg)	18%	Iron	15%
Sodium (690 mg)	29%		
Total Carbohydrates (2 g)	1%		
Dietary Fiber (0 g)	0%		
Total Sugars (1 g)			
Protein (36 g)			
*Percent Daily Values are based on a 2,000 calorie diet. Your daily values may be higher or lower depending on your calorie needs.			

Ingredients / Allergens:

COOKED BEEF, WATER, BEEF EXTRACT, ONION, YEAST EXTRACT, PAPRIKA, GARLIC, SPICES, SALT, SUGAR, CHILI SPICE OLEORESIN.

5026 Pink Salmon, 2.5 oz

Best Choice



Nutrition Facts Per Serving			
Serving Size	1 package (70 g)	Calories	70
Servings per Container	1	Calories from Fat	0
% Daily Value*		% Daily Value*	
Total Fat (1 g)	1%	Vitamin D (10 IU)	50%
Saturated Fat (0 g)	0%	Calcium (12 mg)	0%
Trans Fat (0 g)		Iron (0.3 mg)	2%
Cholesterol (35 mg)	12%		
Sodium (180 mg)	8%		
Potassium (218 mg)	4%		
Total Carbohydrates (0 g)	0%		
Dietary Fiber (0 g)	0%		
Total Sugars (0 g)			
Added Sugars (0 g)	0%		
Protein (15 g)	27%		
*Percent Daily Values are based on a 2,000 calorie diet. Your daily values may be higher or lower depending on your calorie needs.			

Ingredients / Allergens:

PINK SALMON, WATER, VEGETABLE BROTH (CONTAINS: SOY), SALT.

5027 Small Summer Sausage, Hot

Limited



Nutrition Facts Per Serving					
Serving Size	1 package (46 g)	Calories	150	Calories from Fat	110
Servings per Container	1				
% Daily Value*		% Daily Value*			
Total Fat (12 g)	19%	Vitamin A	0%		
Saturated Fat (4 g)	20%	Vitamin C	0%		
Trans Fat (0 g)		Calcium	0%		
Cholesterol (40 mg)	14%	Iron	4%		
Sodium (630 mg)	26%				
Total Carbohydrates (2 g)	1%				
Dietary Fiber (0 g)					
Total Sugars (2 g)					
Protein (8 g)					
*Percent Daily Values are based on a 2,000 calorie diet. Your daily values may be higher or lower depending on your calorie needs.					

Ingredients / Allergens:

BEEF, CHICKEN, SALT. Less than 2% of: CORN SYRUP, SPICES, FLAVORINGS, HYDROLYZED SOY PROTEIN, DEXTROSE, VINEGAR, LACTIC ACID, CITRIC ACID, SODIUM NITRITE, OLEORESIN PAPRIKA. CONTAINS: SOY.

5029 Small Summer Sausage, Regular

Limited



Nutrition Facts Per Serving					
Serving Size	1 package (46 g)	Calories	150	Calories from Fat	110
Servings per Container	1				
% Daily Value*		% Daily Value*			
Total Fat (12 g)	19%	Vitamin A	0%		
Saturated Fat (4 g)	20%	Vitamin C	0%		
Trans Fat (0 g)		Calcium	0%		
Cholesterol (40 mg)	14%	Iron	4%		
Sodium (630 mg)	26%				
Total Carbohydrates (2 g)	1%				
Dietary Fiber (0 g)					
Total Sugars (2 g)					
Protein (8 g)					
*Percent Daily Values are based on a 2,000 calorie diet. Your daily values may be higher or lower depending on your calorie needs.					

Ingredients / Allergens:

BEEF, CHICKEN, SALT. Contains 2% or less of: CORN SYRUP, FLAVORINGS, HYDROLYZED SOY PROTEIN, DEXTROSE, VINEGAR, LACTIC ACID, CITRIC ACID, SODIUM NITRITE. CONTAINS: SOY.

5030 Beef Crumbles

Limited



Nutrition Facts Per Serving					
Serving Size	1/4 cups (55 g)	Calories	80	Calories from Fat	30
Servings per Container	3				
		% Daily Value*		% Daily Value*	
Total Fat (3 g)	5%	Vitamin A	0%		
Saturated Fat (1.5 g)	8%	Vitamin C	0%		
Trans Fat (0 g)		Calcium	0%		
Cholesterol (30 mg)	10%	Iron	8%		
Sodium (195 mg)	8%				
Total Carbohydrates (0 g)	0%				
Dietary Fiber (0 g)	0%				
Total Sugars (0 g)					
Protein (12 g)					
*Percent Daily Values are based on a 2,000 calorie diet. Your daily values may be higher or lower depending on your calorie needs.					

Ingredients / Allergens:

COOKED BEEF, WATER, SALT, BEEF EXTRACT, CARAMEL COLOR, ONION, GARLIC, SPICE.

5031 Power Snack Peppered Beef Stick

Best Choice



Nutrition Facts Per Serving					
Serving Size	1 package (14 g)	Calories	30	Calories from Fat	10
Servings per Container	1				
		% Daily Value*		% Daily Value*	
Total Fat (1 g)	2%	Vitamin A	0%		
Saturated Fat (0 g)	0%	Vitamin C	0%		
Trans Fat (0 g)		Calcium	0%		
Cholesterol (10 mg)	3%	Iron	2%		
Sodium (100 mg)	4%				
Total Carbohydrates (1 g)	0%				
Dietary Fiber (0 g)	0%				
Total Sugars (1 g)					
Protein (4 g)					
*Percent Daily Values are based on a 2,000 calorie diet. Your daily values may be higher or lower depending on your calorie needs.					

Ingredients / Allergens:

BEEF, HONEY, Contains 2% or less of: SPICES, CORN SYRUP SOLIDS, WATER, DEXTROSE, SALT, NATURAL FLAVORING, LACTIC ACID STARTER CULTURE, SODIUM ERYTHOBATE, SODIUM NITRITE.

5032 Bacon, Fully Cooked, 2.2 oz

Limited



Nutrition Facts Per Serving			
Serving Size	3 slices (15 g)	Calories	80
Servings per Container	about 4	Calories from Fat	60
% Daily Value*		% Daily Value*	
Total Fat (7 g)	11%	Vitamin A	0%
Saturated Fat (2.5 g)	13%	Vitamin C	0%
Trans Fat (0 g)		Calcium	0%
Polyunsaturated Fat (0.5 g)		Iron	0%
Monounsaturated Fat (3 g)			
Cholesterol (15 mg)	5%		
Sodium (320 mg)	13%		
Total Carbohydrates (0 g)	0%		
Dietary Fiber (0 g)	0%		
Total Sugars (0 g)			
Protein (5 g)	8%		

*Percent Daily Values are based on a 2,000 calorie diet. Your daily values may be higher or lower depending on your calorie needs.

Ingredients / Allergens:

Cured With: WATER, SALT, SUGAR, SODIUM PHOSPHATE, SODIUM ERYTHOBATE, SODIUM NITRITE.

5033 Bridgford Chorizo, 3.5 oz

Limited



Nutrition Facts Per Serving			
Serving Size	1 each (40 g)	Calories	210
Servings per Container	about 2	Calories from Fat	190
% Daily Value*		% Daily Value*	
Total Fat (19 g)	29%	Vitamin A	0%
Saturated Fat (6.5 g)	22%	Vitamin C	21%
Trans Fat (0 g)		Calcium	0%
Cholesterol (60 mg)	20%	Iron	7%
Sodium (940 mg)	39%		
Total Carbohydrates (2 g)	1%		
Dietary Fiber (0 g)	0%		
Total Sugars (0 g)			
Protein (14 g)	28%		

*Percent Daily Values are based on a 2,000 calorie diet. Your daily values may be higher or lower depending on your calorie needs.

Ingredients / Allergens:

PORK, SALT, WATER, PAPRIKA, DEXTROSE, SPICES AND FLAVORINGS, EXTRACTIVE OF PAPRIKA, SODIUM ASCORBATE, GARLIC POWDER, LACTIC ACID STARTER CULTURE, SODIUM NITRITE.

5034 Chilorio Shredded Pork

Limited



Nutrition Facts Per Serving			
Serving Size	1 package (125 g)	Calories	250
Servings per Container	1	Calories from Fat	
% Daily Value*		% Daily Value*	
Total Fat (17 g)	22%	Vitamin D (1 IU)	6%
Saturated Fat (6 g)	30%	Calcium (7 mg)	0%
Trans Fat (0 g)		Iron (1 mg)	6%
Cholesterol (85 mg)	28%		
Sodium (125 mg)	5%		
Potassium (410 mg)	8%		
Total Carbohydrates (0 g)	0%		
Dietary Fiber (0 g)	0%		
Total Sugars (0 g)			
Added Sugars (0 g)	0%		
Protein (23 g)			

*Percent Daily Values are based on a 2,000 calorie diet. Your daily values may be higher or lower depending on your calorie needs.

Ingredients / Allergens:

PORK, PORK LARD, VINEGAR, CHILI BLEND (GUAJILLO, ANCHO), SALT, GARLIC POWDER, BLACK PEPPER, CUMIN.

5040 Power Snack Honey Peppered Turkey Stick

Best Choice



Nutrition Facts Per Serving			
Serving Size	1 package (17 g)	Calories	30
Servings per Container	1	Calories from Fat	10
% Daily Value*		% Daily Value*	
Total Fat (1 g)	2%	Vitamin A	0%
Saturated Fat (0 g)	0%	Vitamin C	0%
Trans Fat (0 g)		Calcium	0%
Cholesterol (10 mg)	3%	Iron	2%
Sodium (105 mg)	4%		
Total Carbohydrates (2 g)	1%		
Dietary Fiber (0 g)	0%		
Total Sugars (1 g)			
Protein (4 g)	8%		

*Percent Daily Values are based on a 2,000 calorie diet. Your daily values may be higher or lower depending on your calorie needs.

Ingredients / Allergens:

TURKEY, HONEY, Contains 2% or less of: CORN SYRUP SOLIDS, SPICES, SALT, DEXTROSE, LACTIC ACID STARTER CULTURE, CARRAGEENAN, SODIUM ERYTHOBATE, GARLIC POWDER, SODIUM NITRITE IN COLLAGEN CASING.

5301 Chili w/Beans

Limited



Nutrition Facts Per Serving			
Serving Size	1 package (319 g)	Calories	660
Servings per Container	1	Calories from Fat	430
% Daily Value*		% Daily Value*	
Total Fat (8 g)	73%	Vitamin A	0%
Saturated Fat (21 g)	103%	Vitamin C	0%
Trans Fat (0 g)		Calcium	0%
Cholesterol (65 mg)	21%	Iron	2%
Sodium (1100 mg)	37%		
Total Carbohydrates (48 g)	14%		
Dietary Fiber (8 g)	33%		
Total Sugars (4 g)			
Protein (18 g)			
*Percent Daily Values are based on a 2,000 calorie diet. Your daily values may be higher or lower depending on your calorie needs.			

Ingredients / Allergens:

WATER, BEEF, BEANS, FLAVORINGS (CHILI PEPPER, SALT, CORN FLOUR, SUGAR, SPICES, PAPRIKA, CARMEL COLOR, NATURAL FLAVORINGS AND SOY LECITHIN), TOMATO PASTE, MODIFIED FOOD STARCH, SOY LECITHIN, NATURAL FLAVORS. CONTAINS: SOY.

5314 Chili w/o Beans

Limited



Nutrition Facts Per Serving			
Serving Size	1 package (319 g)	Calories	820
Servings per Container	1	Calories from Fat	670
% Daily Value*		% Daily Value*	
Total Fat (8 g)	115%	Vitamin A	0%
Saturated Fat (33 g)	164%	Vitamin C	0%
Trans Fat (0 g)		Calcium	0%
Cholesterol (105 mg)	34%	Iron	2%
Sodium (2170 mg)	90%		
Total Carbohydrates (28 g)	6%		
Dietary Fiber (5 g)	22%		
Total Sugars (6 g)			
Protein (19 g)			
*Percent Daily Values are based on a 2,000 calorie diet. Your daily values may be higher or lower depending on your calorie needs.			

Ingredients / Allergens:

WATER, BEEF, FLAVORINGS (CHILI PEPPER, SALT, WHEAT GLUTEN, SUGAR, TOASTED SOY FLOUR, CORN FLOUR, NATURAL FLAVORINGS, SPICES, CARMEL COLOR, MONOSODIUM GLUTAMATE), TOMATO PASTE, TEXTURED VEGETABLE PROTEIN (SOY FLOUR, CARMEL COLOR), ROLLED OATS. CONTAINS: WHEAT, SOY

9502 Taco Mix

Better Choice



Nutrition Facts Per Serving			
Serving Size	31.20 grams (31.20 g)	Calories	114
Servings per Container	7	Calories from Fat	45
% Daily Value*		% Daily Value*	
Total Fat (4 g)	3%	Vitamin A	0%
Saturated Fat (1 g)	0%	Vitamin C	0%
Trans Fat (0 g)	0%	Calcium	0%
Cholesterol (0 mg)	0%	Iron	10%
Sodium (720 mg)	24%		
Total Carbohydrates (8 g)	2%		
Dietary Fiber (4 g)	40%		
Total Sugars (2 g)			
Protein (12 g)			
*Percent Daily Values are based on a 2,000 calorie diet. Your daily values may be higher or lower depending on your calorie needs.			

Ingredients / Allergens:

TEXTURED VEGETABLE PROTEIN (SOY FLOUR, CARAMEL COLOR), SOYBEAN OIL, SALT, AUTOLYZED YEAST, SPICES, DEXTROSE, ONION, GARLIC, PAPRIKA. CONTAINS: SOY. Packed in a Facility that handles: TREE NUTS, PEANUTS, WHEAT, SOY, AND MILK PRODUCTS.

Grocery

5303 Salsa

Better Choice



Nutrition Facts Per Serving					
Serving Size	2 tablespoons (30 g)	Calories	10	Calories from Fat	0
Servings per Container	about 15				
% Daily Value*		% Daily Value*			
Total Fat (0 g)	0%	Vitamin A			4%
Saturated Fat (0 g)	0%	Vitamin C			2%
Trans Fat (0 g)		Calcium			0%
Cholesterol (0 mg)	0%	Iron			0%
Sodium (260 mg)	11%				
Total Carbohydrates (2 g)	1%				
Dietary Fiber (1 g)	2%				
Total Sugars (1 g)					
Protein (0 g)					
*Percent Daily Values are based on a 2,000 calorie diet. Your daily values may be higher or lower depending on your calorie needs.					

Ingredients / Allergens:

WATER, TOMATO PASTE, GREEN BELL PEPPERS. Contains 2% or less of: JALAPENO PEPPERS, DEHYDRATED ONIONS, SALT, VINEGAR, XANTHAN GUM, SORBIC ACID (As a Preservative), CITRIC ACID, GARLIC POWDER, SODIUM BENZOATE (As a Preservative), HOT PEPPER CONCENTRATE, RED 40, BLUE 1.

5304 Chili Garlic Sauce

Better Choice



Nutrition Facts Per Serving					
Serving Size	1 teaspoon (5 g)	Calories	0	Calories from Fat	0
Servings per Container	45				
% Daily Value*		% Daily Value*			
Total Fat (0 g)	0%	Vitamin D (0 IU)			0%
Saturated Fat (0 g)	0%	Calcium (1 mg)			0%
Trans Fat (0 g)		Iron (0 mg)			2%
Cholesterol (0 mg)	0%				
Sodium (80 mg)	3%				
Potassium (19 mg)	0%				
Total Carbohydrates (0 g)	0%				
Dietary Fiber (0 g)	0%				
Total Sugars (0 g)					
Added Sugars (0 g)	0%				
Protein (0 g)					
*Percent Daily Values are based on a 2,000 calorie diet. Your daily values may be higher or lower depending on your calorie needs.					

Ingredients / Allergens:

CHILI, SALT, GARLIC, DISTILLED VINEGER, A Preservative, POTASSIUM SORBATE, SODIUM BISULFITE, XANTHAN GUM.

5305 Soy Sauce

Limited



Nutrition Facts Per Serving			
Serving Size	1 teaspoon (15 ml)	Calories	11
Servings per Container	24	Calories from Fat	0
% Daily Value*		% Daily Value*	
Total Fat (0 g)	0%	Vitamin D (0 IU)	0%
Cholesterol (0 mg)	0%	Calcium (2 mg)	0%
Sodium (910 mg)	38%		
Potassium (6 mg)	0%		
Total Carbohydrates (1 g)	1%		
Total Sugars (1 g)	0%		
Protein (1 g)	0%		

*Percent Daily Values are based on a 2,000 calorie diet. Your daily values may be higher or lower depending on your calorie needs.

Ingredients / Allergens:

WATER, SOYBEANS, WHEAT, SALT, SODIUM BENZOATE, Less than 1/10 of 1% as Food Preservative

5306 Cheddar Cheese Bar

Limited



Nutrition Facts Per Serving			
Serving Size	1 ounce (28 g)	Calories	100
Servings per Container	4	Calories from Fat	
% Daily Value*		% Daily Value*	
Total Fat (8 g)	10%	Vitamin D (0 IU)	0%
Saturated Fat (6 g)	30%	Calcium (183 mg)	15%
Trans Fat (0 g)		Iron (0 mg)	0%
Cholesterol (25 mg)	8%		
Sodium (360 mg)	16%		
Potassium (23 mg)	0%		
Total Carbohydrates (1 g)	0%		
Dietary Fiber (0 g)	0%		
Total Sugars (0 g)			
Added Sugars (0 g)	0%		
Protein (6 g)			

*Percent Daily Values are based on a 2,000 calorie diet. Your daily values may be higher or lower depending on your calorie needs.

Ingredients / Allergens:

CULTURED PASTEURIZED MILK, WATER, SALT, SODIUM PHOSPHATE, NATURAL FLAVORING, SORBIC ACID (PRESERVATIVE), COLOR (PAPRIKA, TURMERIC EXTRACT), ENZYMES. Allergen: MILK.

5307 Cheddar Squeeze Cheese

Limited



Nutrition Facts Per Serving					
Serving Size	2 tablespoons (30 g)	Calories	80	Calories from Fat	80
Servings per Container	about 15				
% Daily Value*			% Daily Value*		
Total Fat (6 g)	8%	Vitamin D (0 IU)			0%
Saturated Fat (1.5 g)	9%	Calcium (72 mg)			6%
Trans Fat (0 g)		Iron (0 mg)			0%
Cholesterol (5 mg)	2%				
Sodium (490 mg)	22%				
Potassium (83 mg)	2%				
Total Carbohydrates (5 g)	2%				
Dietary Fiber (0 g)	0%				
Total Sugars (3 g)					
Added Sugars (0 g)	0%				
Protein (2 g)					
*Percent Daily Values are based on a 2,000 calorie diet. Your daily values may be higher or lower depending on your calorie needs.					

Ingredients / Allergens:

WATER, CHEESE (PASTEURIZED MILK, CHEESE CULTURE, SALT, ENZYMES), WHEY, SOYBEAN OIL, MODIFIED FOOD STARCH, Less than 2% SODIUM PHOSPHATE, SALT, LACTIC ACID, NATURAL FLAVOR, XANTHAN GUM, SORBIC ACID (As A Preservative), ANNATTO COLOR. CONTAINS, MILK, SOY.

5308 Jalapeño Squeeze Cheese

Limited



Nutrition Facts Per Serving					
Serving Size	2 tablespoons (30 g)	Calories	80	Calories from Fat	0
Servings per Container	about 15				
% Daily Value*			% Daily Value*		
Total Fat (6 g)	7%	Vitamin D (0 IU)			0%
Saturated Fat (1.5 g)	8%	Calcium (71 mg)			6%
Trans Fat (0 g)		Iron (0 mg)			2%
Cholesterol (5 mg)	2%				
Sodium (480 mg)	21%				
Potassium (63 mg)	2%				
Total Carbohydrates (5 g)	2%				
Dietary Fiber (0 g)	0%				
Total Sugars (3 g)					
Added Sugars (0 g)	0%				
Protein (2 g)					
*Percent Daily Values are based on a 2,000 calorie diet. Your daily values may be higher or lower depending on your calorie needs.					

Ingredients / Allergens:

WATER, CHEESE (PASTEURIZED MILK, CHEESE CULTURE, SALT, ENZYMES), WHEY, SOYBEAN OIL, MODIFIED FOOD STARCH, JALAPENO PEPPER, Less than 2% SODIUM PHOSPHATE, SALT, LACTIC ACID, XANTHAN GUM, SORBIC ACID (As A Preservative), ANNATTO COLOR, JALAPENO FLAVOR, HOT PEPPER CONCENTRATE. CONTAINS, MILK, SOY.

5309 Jalapeño Wheels

Limited



Nutrition Facts Per Serving			
Serving Size	10 slices (30 g)	Calories	5
Servings per Container	about 7	Calories from Fat	0
% Daily Value*		% Daily Value*	
Total Fat (0 g)	0%	Vitamin D (0 IU)	0%
Saturated Fat (0 g)	0%	Calcium (10 mg)	0%
Trans Fat (0 g)		Iron (0 mg)	2%
Cholesterol (0 mg)	0%		
Sodium (630 mg)	27%		
Potassium (18 mg)	0%		
Total Carbohydrates (2 g)	1%		
Dietary Fiber (1 g)	4%		
Total Sugars (0 g)			
Added Sugars (0 g)	0%		
Protein (0 g)			

*Percent Daily Values are based on a 2,000 calorie diet. Your daily values may be higher or lower depending on your calorie needs.

Ingredients / Allergens:

JALAPENO WHEELS, WATER, DISTILLED VINEGER, SALT, SODIUM METABISULPHITE PRESERVATIVE, SODIUM BENZOATE PRESERVATIVE, SODIUM BICARBONATE PRESERVATIVE, GARLIC, SPICES.

5311 Creamy Peanut Butter

Best Choice



Nutrition Facts Per Serving			
Serving Size	2 tablespoons (32 g)	Calories	180
Servings per Container	about 16	Calories from Fat	120
% Daily Value*		% Daily Value*	
Total Fat (15 g)	23%	Vitamin A	0%
Saturated Fat (2.5 g)	13%	Vitamin C	0%
Trans Fat (0 g)		Calcium	0%
Polyunsaturated Fat (4.5 g)		Iron	4%
Monounsaturated Fat (7 g)			
Cholesterol (0 mg)	0%		
Sodium (140 mg)	6%		
Potassium (190 mg)	5%		
Total Carbohydrates (8 g)	3%		
Dietary Fiber (2 g)	8%		
Total Sugars (3 g)			
Protein (7 g)			

*Percent Daily Values are based on a 2,000 calorie diet. Your daily values may be higher or lower depending on your calorie needs.

Ingredients / Allergens:

ROASTED PEANUTS, SUGAR, HYDROGENATED VEGETABLE OILS (RAPESEED, COTTONSEED, SOYBEAN OIL), SALT, MOLASSES. CONTAINS: PEANUTS

5312 Strawberry Jam

Limited



Nutrition Facts Per Serving			
Serving Size	1 tablespoon (20 g)	Calories	60
Servings per Container	23	Calories from Fat	0
% Daily Value*		% Daily Value*	
Total Fat (0 g)	0%	Vitamin A	0%
Saturated Fat (0 g)	0%	Vitamin C	2%
Trans Fat (0 g)		Calcium	0%
Cholesterol (0 mg)	0%	Iron	0%
Sodium (5 mg)	0%		
Total Carbohydrates (14 g)	5%		
Dietary Fiber (0 g)	0%		
Total Sugars (9 g)			
Protein (0 g)			
*Percent Daily Values are based on a 2,000 calorie diet. Your daily values may be higher or lower depending on your calorie needs.			

Ingredients / Allergens:

FRUIT (STRAWBERRIES, MARIONBERRIES, RED RASPBERRIES), HIGH FRUCTOSE CORN SYRUP, CORN SYRUP, SUGAR, NATURAL FRUIT PECTIN, CITRIC ACID, POTASSIUM SORBATE As A Preservative.

5313 Honey

Best Choice



Nutrition Facts Per Serving			
Serving Size	about 1 ounce (28 g)	Calories	86
Servings per Container	about 12	Calories from Fat	0
% Daily Value*		% Daily Value*	
Total Fat (0 g)		Vitamin A (0 IU)	
Saturated Fat (0 g)		Vitamin C (0.14 mg)	
Cholesterol (0 mg)		Calcium (1.4 mg)	
Sodium (0.8 mg)		Phosphorous (1.4 mg)	
Potassium (14 mg)		Magnesium (0.6 mg)	
Total Carbohydrates (23 g)		Zinc (0.04 mg)	
Dietary Fiber (0 g)		Ash (0.06 mg)	
Total Sugars (22 g)			
Protein (0.2 g)			
*Percent Daily Values are based on a 2,000 calorie diet. Your daily values may be higher or lower depending on your calorie needs.			

Ingredients / Allergens:

CLOVER HONEY.

5315 Mini Marshmallows

Limited



Nutrition Facts Per Serving			
Serving Size	2/3 cups (30 g)	Calories	90
Servings per Container	about 19	Calories from Fat	
% Daily Value*			
Total Fat (0 g)	0%		
Sodium (25 mg)	1%		
Total Carbohydrates (23 g)	8%		
Total Sugars (18 g)			
Added Sugars (18 g)	35%		
Protein (1 g)			
*Percent Daily Values are based on a 2,000 calorie diet. Your daily values may be higher or lower depending on your calorie needs.			

Ingredients / Allergens:

CORN SYRUP, SUGAR, WATER, MODIFIED CORN STARCH,, Contains 2% or less of: GELATIN, NATURAL AND ARTIFICIAL FLAVOR, TETRASODIUM PYROPHOSPHATE, BLUE 1.

5322 Parkay Squeeze Spread

Limited



Nutrition Facts Per Serving			
Serving Size	1 tablespoon (14 g)	Calories	70
Servings per Container	about 24	Calories from Fat	70
% Daily Value*		% Daily Value*	
Total Fat (8 g)	13%	Vitamin A	10%
Saturated Fat (1.5 g)	7%		
Trans Fat (0 g)			
Polyunsaturated Fat (4.5 g)			
Monounsaturated Fat (2 g)			
Cholesterol (0 mg)	0%		
Sodium (110 mg)	5%		
Total Carbohydrates (0 g)	0%		
Protein (0 g)			
*Percent Daily Values are based on a 2,000 calorie diet. Your daily values may be higher or lower depending on your calorie needs.			

Ingredients / Allergens:

LIQUID SOYBEAN OIL, WATER, SALT. Contains 2% or less of: HYDROGENATED COTTONSEED OIL, VEGETABLE MONOGLYCERIDES AND SOY LECITHIN (EMULSIFIERS), POTASSIUM SORBATE AND SODIUM BENZOATE (To Preserve Freshness), NATURAL AND ARTIFICIAL FLAVORS, PHOSPHORIC ACID (ACIDULANT), VITAMIN A PALMITATE. Colored WITH: BETA CAROTENE (SOURCE OF VITAMIN A). CONTAINS: SOY.

5329 Crunchy Peanut Butter

Best Choice



Nutrition Facts Per Serving			
Serving Size	2 tablespoons (32 g)	Calories	180
Servings per Container	about 16	Calories from Fat	0
% Daily Value*		% Daily Value*	
Total Fat (15 g)	20%	Vitamin D (0 IU)	0%
Saturated Fat (2.5 g)	14%	Calcium (19 mg)	2%
Trans Fat (0 g)		Iron (0.5 mg)	2%
Polyunsaturated Fat (3 g)			
Monounsaturated Fat (8 g)			
Cholesterol (0 mg)	0%		
Sodium (100 mg)	4%		
Potassium (189 mg)	4%		
Total Carbohydrates (9 g)	3%		
Dietary Fiber (2 g)	8%		
Total Sugars (3 g)			
Added Sugars (2 g)	3%		
Protein (7 g)	7%		
*Percent Daily Values are based on a 2,000 calorie diet. Your daily values may be higher or lower depending on your calorie needs.			

Ingredients / Allergens:

PEANUTS, SUGAR, Contains 2% or less of: , FULLY HYDROGENATED VEGETABLE OILS (COTTONSEED, SOYBEAN, RAPESEED), DEXTROSE, SALT, MOLASSES AND MONOGLYCERIDES. CONTAINS, PEANUTS

5330 Tapatio Sauce

Better Choice




Nutrition Facts Per Serving			
Serving Size	1 teaspoon (5 g)	Calories	0
Servings per Container	28	Calories from Fat	0
% Daily Value*		% Daily Value*	
Total Fat (0 g)	0%		
Trans Fat (0 g)			
Sodium (110 mg)	5%		
Total Carbohydrates (0 g)	0%		
Protein (0 g)	0%		
*Percent Daily Values are based on a 2,000 calorie diet. Your daily values may be higher or lower depending on your calorie needs.			

Ingredients / Allergens:

WATER, RED PEPPERS, SALT, SPICES, GARLIC, ACETIC ACID, XANTHAN GUM, SODIUM BENZOATE (As a Preservative).

5331 No Bake Cheesecake

Limited



Nutrition Facts Per Serving			
Serving Size	1/6 packages (53 g)	Calories	220
Servings per Container	6	Calories from Fat	40
% Daily Value*		% Daily Value*	
Total Fat (4.5 g)	5%	Vitamin A	0%
Saturated Fat (3.5 g)	16%	Vitamin C	0%
Trans Fat (0 g)		Calcium	10%
Cholesterol (0 mg)	0%	Iron	4%
Sodium (350 mg)	14%		
Total Carbohydrates (40 g)	13%		
Dietary Fiber (1 g)	2%		
Total Sugars (28 g)			
Protein (4 g)			
*Percent Daily Values are based on a 2,000 calorie diet. Your daily values may be higher or lower depending on your calorie needs.			

Ingredients / Allergens:

Filling: SUGAR, BAKER'S CHEESE (NONFAT MILK, LACTIC ACID, CULTURES), DEXTROSE, PALM KERNEL OIL, TAPIOCA STARCH-MODIFIED, MODIFIED CORN STARCH, SODIUM CASEINATE. Contains 2% or less of: EMULSIFIERS, CORN SYRUP SOLIDS, TETRASODIUM PYROPHOSPHATE, DISODIUM PHOSPHATE, ARTIFICIAL FLAVOR, SALT, WHEAT STARCH, COLOR (YELLOW 5, YELLOW 6). Crust: ENRICHED FLOUR, SUGAR, WHOLE WHEAT FLOUR, PALM OIL, HIGH FRUCTOSE CORN SYRUP, BROWN SUGAR, HONEY, SODIUM BICARBONATE, MOLASSES, SALT, MALT SYRUP, ARTIFICIAL FLAVOR. CONTAINS: WHEAT, MILK. Manufactured on equipment that also processes: EGG, WALNUTS, PEANUTS.

5332 Mayonnaise

Limited



Nutrition Facts Per Serving			
Serving Size	1 tablespoon (13 g)	Calories	100
Servings per Container	24	Calories from Fat	100
% Daily Value*		% Daily Value*	
Total Fat (11 g)	17%	Vitamin A	0%
Saturated Fat (1.5 g)	8%	Vitamin C	0%
Trans Fat (0 g)		Calcium	0%
Cholesterol (10 mg)	3%	Iron	0%
Sodium (75 mg)	3%		
Total Carbohydrates (0 g)	0%		
Dietary Fiber (0 g)	0%		
Total Sugars (0 g)			
Protein (0 g)			
*Percent Daily Values are based on a 2,000 calorie diet. Your daily values may be higher or lower depending on your calorie needs.			

Ingredients / Allergens:

SOYBEAN OIL, WHOLE EGGS AND EGG YOLKS, WATER. Contains 2% or less of: VINEGAR, SALT, SUGAR, LEMON JUICE CONCENTRATE, NATURAL FLAVOR, CALCIUM DISODIUM EDTA (To Protect Flavor), OLEORESIN PAPRIKA. CONTAINS: EGGS.

5333 Pepperjack Cheese Spread

Limited



Nutrition Facts Per Serving			
Serving Size	2 tablespoons (30 g)	Calories	70
Servings per Container	about 8	Calories from Fat	50
% Daily Value*		% Daily Value*	
Total Fat (6 g)	9%	Vitamin A	2%
Saturated Fat (2 g)	9%	Vitamin C	0%
Trans Fat (0 g)		Calcium	6%
Cholesterol (5 mg)	2%	Iron	0%
Sodium (500 mg)	21%		
Total Carbohydrates (4 g)	1%		
Dietary Fiber (0 g)	0%		
Total Sugars (3 g)			
Protein (2 g)			
*Percent Daily Values are based on a 2,000 calorie diet. Your daily values may be higher or lower depending on your calorie needs.			

Ingredients / Allergens:

WATER, CHEESE (PASTEURIZED MILK, CHEESE CULTURES, SALT, ENZYMES), WHEY, SOYBEAN OIL, MODIFIED FOOD STARCH, JALAPENO PEPPERS. Less than 2%: SODIUM PHOSPHATE, SALT, LACTIC ACID, XANTHAN GUM, SORBIC ACID (PRESERVATIVE), PEPPER CONCENTRATE, ANNATTO COLOR. CONTAINS: MILK, SOY.

5334 BBQ Sauce

Limited



Nutrition Facts Per Serving			
Serving Size	2 tablespoons (36 g)	Calories	60
Servings per Container	about 14	Calories from Fat	
% Daily Value*		% Daily Value*	
Total Fat (0 g)	0%		
Sodium (340 mg)	14%		
Total Carbohydrates (15 g)	5%		
Total Sugars (13 g)			
Protein (0 g)			
*Percent Daily Values are based on a 2,000 calorie diet. Your daily values may be higher or lower depending on your calorie needs.			

Ingredients / Allergens:

HIGH FRUCTOSE CORN SYRUP, VINEGAR, TOMATO PASTE, WATER, APPLE CIDER VINEGAR, MOLASSES, SALT, MODIFIED CORN STARCH. Contains 2% or less of: NATURAL FLAVOR, MUSTARD FLOUR, DRIED GARLIC, SPICE, DRIED ONIONS, PAPRIKA, CARMEL COLOR.

5335 Chili con Queso

Limited



Nutrition Facts Per Serving			
Serving Size	2 tablespoons (28 g)	Calories	70
Servings per Container	8	Calories from Fat	
% Daily Value*		% Daily Value*	
Total Fat (6 g)	8%	Vitamin D	0%
Saturated Fat (3.5 g)	18%	Calcium	10%
Trans Fat (0 g)		Iron	0%
Cholesterol (20 mg)	7%		
Sodium (350 mg)	15%		
Potassium	0%		
Total Carbohydrates (0 g)	0%		
Dietary Fiber (0 g)	0%		
Total Sugars (0 g)			
Added Sugars (0 g)	0%		
Protein (4 g)			

*Percent Daily Values are based on a 2,000 calorie diet. Your daily values may be higher or lower depending on your calorie needs.

Ingredients / Allergens:

PEPPER JACK CHEESE (PASTEURIZED MILK, JALAPENOS, CHEESE CULTURES, SALT, ENZYMES), WATER, CHEDDAR CHEESE (PASTEURIZED MILK, CHEESE CULTURES, SALT, ENZYMES), MILKFAT, SODIUM PHOSPHATE, JALAPENO PEPPERS, GREEN CHILIS, LACTIC ACID, SORBIC ACID (PRESERVATIVE), RED BELL PEPPERS, COLOR ADDED

5336 Hot Pickle

Better Choice



Nutrition Facts Per Serving			
Serving Size	about 1 ounce (28 g)	Calories	0
Servings per Container	about 5	Calories from Fat	0
% Daily Value*		% Daily Value*	
Total Fat (0 g)	0%	Vitamin A	0%
Sodium (360 mg)	15%	Vitamin C	2%
Total Carbohydrates (1 g)	0%	Calcium	0%
Dietary Fiber (0 g)	0%	Iron	0%
Total Sugars (1 g)			
Protein (0 g)			

*Percent Daily Values are based on a 2,000 calorie diet. Your daily values may be higher or lower depending on your calorie needs.

Ingredients / Allergens:

CUCUMBER, WATER, SALT, VINEGAR, NATURAL FLAVORING, SODIUM BENZOATE, POTASSIUM SORBATE (To Prevent Spoilage), OLEORESIN CAPSICUM, CALCIUM CHLORIDE, ALUM, YELLOW 5.

5337 Ranch Dressing Packet

Limited



Nutrition Facts Per Serving			
Serving Size	1.5 ounces (43 g)	Calories	210
Servings per Container	1	Calories from Fat	
% Daily Value*		% Daily Value*	
Total Fat (21 g)	27%	Vitamin D	0%
Saturated Fat (3.5 g)	18%	Calcium	0%
Cholesterol (10 mg)	3%	Iron	0%
Sodium (300 mg)	13%		
Potassium	0%		
Total Carbohydrates (5 g)	2%		
Dietary Fiber (0 g)	0%		
Total Sugars (3 g)			
Added Sugars (2 g)	4%		
Protein (0 g)			
*Percent Daily Values are based on a 2,000 calorie diet. Your daily values may be higher or lower depending on your calorie needs.			

Ingredients / Allergens:

SOYBEAN OIL, WATER, CORN SYRUP, DISTILLED VINEGAR, EGG YOLKS, SALT, BUTTERMILK POWDER, MALTODEXTRIN, DRIED GARLIC, SOUR CREAM POWDER (SOUR CREAM [CREAM, CULTURE, SODIUM CITRATE, MONO & DIGLYCERIDES, GUAR GUM, CARRAGEENAN], NONFAT MILK SOLIDS), XANTHAN GUM, BUTTERMILK FLAVOR (WHEY, BUTTERFAT, BUTTERMILK, LACTIC ACID), NATURAL, AND ARTIFICIAL FLAVORS, AUTOLYZED YEAST EXTRACT, POLYSORBATE 60, LACTIC ACID, DRIED ONION, POTASSIUM SORBATE (To Protect Quality), SPICE, CITRIC ACID, ACETIC ACID, CALCIUM DISODIUM EDTA (To Protect Quality) . CONTAINS: EGG, MILK.

5338 Mozzarella Cheese Bar

Limited



Nutrition Facts Per Serving			
Serving Size	1 ounce (28 g)	Calories	100
Servings per Container	3	Calories from Fat	
% Daily Value*		% Daily Value*	
Total Fat (8 g)	10%	Vitamin D (0 IU)	0%
Saturated Fat (6 g)	30%	Calcium (183 mg)	15%
Trans Fat (0 g)		Iron (0 mg)	0%
Cholesterol (25 mg)	8%		
Sodium (360 mg)	16%		
Potassium (23 mg)	0%		
Total Carbohydrates (1 g)	0%		
Dietary Fiber (0 g)	0%		
Total Sugars (0 g)			
Added Sugars (0 g)	0%		
Protein (6 g)			
*Percent Daily Values are based on a 2,000 calorie diet. Your daily values may be higher or lower depending on your calorie needs.			

Ingredients / Allergens:

CULTURED PASTEURIZED MILK, WATER, SALT, SODIUM PHOSPHATE, NATURAL FLAVORING, SORBIC ACID, ENZYMES. Allergy Information: MILK.

5339 Brown Sugar

Limited



Nutrition Facts Per Serving				
Serving Size	1 teaspoon (4 g)	Calories	15	Calories from Fat
Servings per Container	about 113			
% Daily Value*				
Total Fat (0 g)			0%	
Sodium (0 mg)			0%	
Total Carbohydrates (4 g)			1%	
Total Sugars (4 g)				
Protein (0 g)				
*Percent Daily Values are based on a 2,000 calorie diet. Your daily values may be higher or lower depending on your calorie needs.				

Ingredients / Allergens:

BROWN SUGAR.

5341 Dill Pickle, Garlic

Better Choice

Rotating Flavor: Dill Pickle, Garlic



Nutrition Facts Per Serving				
Serving Size	1 ounce (28 g)	Calories	0	Calories from Fat
Servings per Container	about 5			0
% Daily Value*		% Daily Value*		
Total Fat (0 g)	0%	Vitamin C		2%
Sodium (360 mg)	15%			
Total Carbohydrates (1 g)	0%			
Dietary Fiber (0 g)	0%			
Total Sugars (1 g)				
Protein (0 g)				
*Percent Daily Values are based on a 2,000 calorie diet. Your daily values may be higher or lower depending on your calorie needs.				

Ingredients / Allergens:

CUCUMBER, WATER, SALT, VINEGAR, NATURAL FLAVORING, GARLIC EXTRACTS, SODIUM BENZOATE AND POTASSIUM SORBATE (To Prevent Spoilage), CALCIUM CHLORIDE, ALUM AND YELLOW 5.

5350 Imitation Maple Syrup

Limited



Nutrition Facts Per Serving			
Serving Size	3 tablespoons (43 g)	Calories	120
Servings per Container	1	Calories from Fat	0
% Daily Value*		% Daily Value*	
Total Fat (0 g)	0%	Vitamin A	0%
Saturated Fat (0 g)	0%	Vitamin C	0%
Trans Fat (0 g)		Calcium	0%
Cholesterol (0 mg)	0%	Iron	0%
Sodium (25 mg)	1%		
Total Carbohydrates (31 g)	10%		
Dietary Fiber (0 g)	0%		
Total Sugars (21 g)			
Protein (0 g)			
*Percent Daily Values are based on a 2,000 calorie diet. Your daily values may be higher or lower depending on your calorie needs.			

Ingredients / Allergens:

CORN SYRUP, HIGH FRUCTOSE CORN SYRUP, WATER, CARMEL COLOR, POTASSIUM SORBATE AS PRESERVATIVES, CITRIC ACID, NATURAL AND ARTIFICIAL MAPLE FLAVOR.

5351 Queso Cotija Grated Cheese

Limited



Nutrition Facts Per Serving			
Serving Size	1 tablespoon (5 g)	Calories	20
Servings per Container	about 17	Calories from Fat	15
% Daily Value*		% Daily Value*	
Total Fat (1.5 g)	2%	Vitamin A	0%
Saturated Fat (1 g)	5%	Vitamin C	0%
Trans Fat (0 g)		Calcium	6%
Cholesterol (5 mg)	2%	Iron	2%
Sodium (90 mg)	4%		
Total Carbohydrates (0 g)	0%		
Dietary Fiber (0 g)			
Total Sugars (0 g)			
Protein (2 g)			
*Percent Daily Values are based on a 2,000 calorie diet. Your daily values may be higher or lower depending on your calorie needs.			

Ingredients / Allergens:

COTIJA CHEESE Made From: PASTEURIZED COW'S MILK, CULTURE, SALT, ENZYMES, CORN FLOUR AND CELLULOSE (Added To Prevent Caking), POTASSIUM SORBATE (Added To Protect Flavor). CONTAINS: MILK.

5353 Dehydrated Mushrooms

Best Choice



Nutrition Facts Per Serving			
Serving Size	0.2 ounces (6 g)	Calories	25
Servings per Container	about 3	Calories from Fat	0
% Daily Value*		% Daily Value*	
Total Fat (0 g)	0%	Vitamin A	0%
Saturated Fat (0 g)	0%	Vitamin C	0%
Trans Fat (0 g)		Calcium	0%
Cholesterol (0 mg)	0%	Iron	1%
Sodium (0 mg)	0%		
Total Carbohydrates (6 g)	2%		
Dietary Fiber (3 g)	12%		
Total Sugars (0 g)			
Protein (2 g)			
*Percent Daily Values are based on a 2,000 calorie diet. Your daily values may be higher or lower depending on your calorie needs.			

Ingredients / Allergens:

DRIED MUSHROOMS.

5356 Dehydrated Tomatoes w/Green Chilies

Best Choice



Nutrition Facts Per Serving			
Serving Size	0.88 ounces (25 g)	Calories	23
Servings per Container	about 3	Calories from Fat	0
% Daily Value*		% Daily Value*	
Total Fat (1.6 g)		Vitamin A	0%
Saturated Fat (0 g)	0%	Vitamin C	0%
Trans Fat (0 g)		Calcium	0%
Cholesterol (0 mg)	0%	Iron	1%
Sodium (198 mg)	29%		
Total Carbohydrates (4 g)	1%		
Dietary Fiber			
Total Sugars (0 g)			
Protein (1 g)			
*Percent Daily Values are based on a 2,000 calorie diet. Your daily values may be higher or lower depending on your calorie needs.			

Ingredients / Allergens:

DICED TOMATOES, CHOPPED GREEN JALAPENO PEPPERS, CHILI POWDER, VINEGAR POWDER, SALT, DRIED CILANTRO.

5357 Cream Cheese Packets

Limited



Nutrition Facts Per Serving			
Serving Size	1 package (57 g)	Calories	120
Servings per Container	1	Calories from Fat	
% Daily Value*		% Daily Value*	
Total Fat (11 g)	14%	Vitamin D (0 IU)	0%
Saturated Fat (7 g)	35%	Calcium (30 mg)	2%
Trans Fat (0 g)		Iron (0 mg)	0%
Cholesterol (35 mg)	12%		
Sodium (240 mg)	10%		
Potassium (0 mg)	0%		
Total Carbohydrates (4 g)	1%		
Dietary Fiber (0 g)	0%		
Total Sugars (4 g)			
Added Sugars (2 g)	4%		
Protein (2 g)			

*Percent Daily Values are based on a 2,000 calorie diet. Your daily values may be higher or lower depending on your calorie needs.

Ingredients / Allergens:

CREAM CHEESE (PASTEURIZED MILK, AND CREAM, CHEESE CULTURES, SALT, STABILIZERS [CAROB BEAN AND/OR GUAR GUM]), WATER, SUGAR, SOYBEAN OIL, SODIUM ALGINATE, LACTIC ACID, SALT, GUAR GUM, SORBIC ACID (PRESERVATIVE), CONTAINS, MILK.

5358 Country Gravy Mix, 1.25 oz

Limited



Nutrition Facts Per Serving			
Serving Size	1 1/3 tablespoons (9 g)	Calories	40
Servings per Container	about 4	Calories from Fat	0
% Daily Value*		% Daily Value*	
Total Fat (2 g)	3%	Vitamin D (0 IU)	0%
Saturated Fat (1 g)	5%	Calcium (5 mg)	0%
Trans Fat (0 g)		Iron (0 mg)	0%
Cholesterol (0 mg)	0%		
Sodium (240 mg)	10%		
Potassium (37 mg)	0%		
Total Carbohydrates (5 g)	2%		
Dietary Fiber (0 g)	0%		
Total Sugars (1 g)			
Added Sugars (0 g)	0%		
Protein (0 g)			

*Percent Daily Values are based on a 2,000 calorie diet. Your daily values may be higher or lower depending on your calorie needs.

Ingredients / Allergens:

FOOD STARCH-MODIFIED, PALM OIL, WHEAT FLOUR, MALTODEXTRIN, SALT, CORN SYRUP SOLIDS, WHEY, DEXTROSE, Contains less than 2% of: SPICES, GARLIC, NATURAL FLAVORS, TURMERIC, CHICKEN MEAT, SODIUM CASEINATE, SOY FLOUR, SUNFLOWER OIL, CHICKEN FAT, HYDROLYZED VEGETABLE PROTEIN (CORN, WHEAT), DIPOTASSIUM PHOSPHATE, MONO & DIGLYCERIDES, SOY LECITHIN, SUGAR, YEAST EXTRACT, DISODIUM INOSINATE, DISODIUM GUANYLATE. CONTAINS: WHEAT, MILK, SOY. May Contain: EGG.

5366 New Leaf Health Shake, Vanilla, 2 oz

Limited



Nutrition Facts Per Serving			
Serving Size	1 packet (56 g)	Calories	210
Servings per Container	1	Calories from Fat	35
% Daily Value*		% Daily Value*	
Total Fat (3 g)	6%	Vitamin A	100%
Saturated Fat (1 g)	4%	Thiamine (B1)	220%
Trans Fat (0 g)		RiboFlavin (B2)	90%
Cholesterol (35 mg)	12%	Niacin (B3)	90%
Sodium (280 mg)	12%	Vitamin B6	130%
Potassium (370 mg)	11%	Vitamin B12	180%
Total Carbohydrates (21 g)	7%	Vitamin C	240%
Dietary Fiber (4 g)	15%	Vitamin D	150%
Total Sugars (2 g)		Vitamin E	80%
Protein (24 g)	48%	Calcium	70%
*Percent Daily Values are based on a 2,000 calorie diet. Your daily values may be higher or lower depending on your calorie needs.		Iron	35%
		Pantothenic Acid	80%
		Magnesium	30%
		Copper	45%
		Zinc	35%
		Selenium	35%
		Manganese	80%
		Chromium	35%

Ingredients / Allergens:

MILK PROTEIN CONCENTRATE, WHEY PROTEIN CONCENTRATE, MALTODEXTRIN, POLYDEXTROSE, SUNFLOWER OIL, CORN SYRUP SOLIDS, CELLULOSE GUM, NATURAL AND ARTIFICIAL FLAVORS, SODIUM CASEINATE (A MILK DERIVATIVE), SOY LECITHIN, DIPOTASSIUM PHOSPHATE, MONO- AND DIGLYCERIDES, ACESULFAME K, SUCRALOSE, SILICON DIOXIDE (ANTI-CAKING AGENT), VITAMINS & MINERALS: POTASSIUM CITRATE, DI-MAGNESIUM PHOSPHATE, TRICALCIUM PHOSPHATE, SODIUM CHLORIDE, MAGNESIUM CHLORIDE, SODIUM CITRATE, FERRIC PYROPHOSPHATE, POTASSIUM CHLORIDE, ZINC SULPHATE, MAGNESIUM SULPHATE, SODIUM MOLYBDATE, COPPER SULPHATE, SODIUM SELENITE, CHROMIUM CHLORIDE, POTASSIUM IODIDE, ASCORBIC PANTOTHENATE, VITAMIN E ACETATE, BIOTIN, VITAMIN A PALMITATE, NIACINAMIDE, VITAMIN B12, CALCIUM PANTOTHENATE, THIAMINE HYDROCHLORIDE, VITAMIN D3, PYRIDOXINE HYDROCHLORIDE, RIBOFLAVIN, VITAMIN K1, FOLIC ACID. CONTAINS: MILK, SOY.

5369 Frosting, Cream Cheese

Limited

Rotating Flavor: Cream Cheese



Nutrition Facts Per Serving			
Serving Size	2 tablespoons (33 g)	Calories	140
Servings per Container	about 13	Calories from Fat	45
% Daily Value*		% Daily Value*	
Total Fat (5 g)	8%		
Saturated Fat (2.5 g)	11%		
Trans Fat (0 g)			
Cholesterol (0 mg)	0%		
Sodium (70 mg)	3%		
Total Carbohydrates (23 g)	8%		
Dietary Fiber (0 g)	0%		
Total Sugars (19 g)			
Protein (0 g)			
*Percent Daily Values are based on a 2,000 calorie diet. Your daily values may be higher or lower depending on your calorie needs.			

5374 Olives, Black

Better Choice



Nutrition Facts Per Serving				
Serving Size	5 each (15 g)	Calories	20	Calories from Fat
Servings per Container	4			
% Daily Value*				
Total Fat (2 g)	3%			
Saturated Fat (0.5 g)	3%			
Trans Fat (0 g)				
Cholesterol (0 mg)	0%			
Sodium (162 mg)	7%			
Total Carbohydrates (1 g)	0%			
Protein (0 g)				
*Percent Daily Values are based on a 2,000 calorie diet. Your daily values may be higher or lower depending on your calorie needs.				

Ingredients / Allergens:

RIPE OLIVES, WATER, SALT, NATURAL HERB FLAVORING, FERROUS GLUCONATE Added to Stabilize Color.

5375 Corn

Better Choice



Nutrition Facts Per Serving				
Serving Size	1/2 bags (130 g)	Calories	100	Calories from Fat
Servings per Container	2			
% Daily Value*		% Daily Value*		
Total Fat (2 g)	3%	Vitamin D (0 IU)		0%
Saturated Fat (0 g)	0%	Calcium (3.9 mg)		0%
Trans Fat (0 g)		Iron (0.31 mg)		0%
Cholesterol (0 mg)	0%			
Sodium (210 mg)	9%			
Potassium (187 mg)	4%			
Total Carbohydrates (18 g)	7%			
Dietary Fiber (5 g)	18%			
Total Sugars (5 g)				
Added Sugars (0 g)	0%			
Protein (3 g)				
*Percent Daily Values are based on a 2,000 calorie diet. Your daily values may be higher or lower depending on your calorie needs.				

Ingredients / Allergens:

WHOLE KERNEL SWEET CORN, WATER, SALT

5376 Ketchup Packets, 10 ct

Better Choice



Nutritional information has not been provided by the manufacturer for this product.

In accordance with U.S. Food and Drug administration guidelines, it may not be required.

Please refer to the notice on the cover page for more information.

Ingredients / Allergens:

KETCHUP: TOMATO CONCENTRATE, DISTILLED WHITE VINEGAR, HIGH FRUCTOSE CORN SYRUP, CORN SYRUP, SALT, SPICE, ONION POWDER, NATURAL FLAVORING.

5377 Mustard Packets, 10 ct

Better Choice



Nutritional information has not been provided by the manufacturer for this product.

In accordance with U.S. Food and Drug administration guidelines, it may not be required.

Please refer to the notice on the cover page for more information.

Ingredients / Allergens:

MUSTARD: WATER, DISTILLED WHITE VINEGAR, MUSTARD SEED, SALT, TURMERIC, SPICES.

5378 Sweet Relish Packets, 10 ct

Better Choice



Nutritional information has not been provided by the manufacturer for this product.

In accordance with U.S. Food and Drug administration guidelines, it may not be required.

Please refer to the notice on the cover page for more information.

Ingredients / Allergens:

SWEET RELISH: RELISH STOCK (CUCUMBERS, CABBAGE, WATER, SALT, CALCIUM CHLORIDE), HIGH FRUCTOSE CORN SYRUP, DISTILLED WHITE VINEGAR, SODIUM BENZOATE, POTASSIUM SORBATE AS PRESERVATIVES, GUAR GUM, ALUM, XANTHAN GUM, DEHYDRATED RED BELL PEPPERS, EXTRACTIVE OF TURMERIC, FD & C YELLOW 5, BLUE 1, NATURAL FLAVORINGS, POLYSORBATE 80.

5379 Lemon Juice Packets, 10 ct

Best Choice



Nutritional information has not been provided by the manufacturer for this product.

In accordance with U.S. Food and Drug administration guidelines, it may not be required.

Please refer to the notice on the cover page for more information.

Ingredients / Allergens:

LEMON JUICE: LEMON JUICE (WATER, LEMON JUICE CONCENTRATE), SODIUM METABISULPHITE, SODIUM BENZOATE (PRESERVATIVES)

5381 Dressing Packet, Blue Cheese

Limited

Rotating Flavor: Blue Cheese



Nutrition Facts Per Serving			
Serving Size	1.5 ounces (43 g)	Calories	210
Servings per Container	1	Calories from Fat	0
% Daily Value*		% Daily Value*	
Total Fat (22 g)	28%	Vitamin D	0%
Saturated Fat (4 g)	20%	Calcium	2%
Trans Fat (0 g)		Iron	0%
Cholesterol (15 mg)	5%		
Sodium (330 mg)	14%		
Potassium	0%		
Total Carbohydrates (1 g)	0%		
Dietary Fiber (0 g)	0%		
Total Sugars (1 g)			
Added Sugars (1 g)	2%		
Protein (1 g)			

*Percent Daily Values are based on a 2,000 calorie diet. Your daily values may be higher or lower depending on your calorie needs.

Ingredients / Allergens:

SOYBEAN OIL, WATER, BLUE CHEESE (MILK, SALT, CULTURE, ENZYMES), DISTILLED VINEGER, EGG YOLKS, Less than 2% of DRIED GARLIC, SUGAR, SALT, XANTHAN GUM, MUSTARD FLOUR, NATURAL FLAVOR, POTASSIUM SORBATE, SODIUM BENZOATE AND CALCIUM DISODIUM EDTA (To Protect Quality) . CONTAINS: EGG, MILK

5383 Provolone Cheese Bar

Limited



Nutrition Facts Per Serving			
Serving Size	1 ounce (28 g)	Calories	100
Servings per Container	4	Calories from Fat	
% Daily Value*		% Daily Value*	
Total Fat (8 g)	10%	Vitamin D (0 IU)	0%
Saturated Fat (6 g)	30%	Calcium (183 mg)	15%
Trans Fat (0 g)		Iron (0 mg)	0%
Cholesterol (25 mg)	8%		
Sodium (360 mg)	16%		
Potassium (23 mg)	0%		
Total Carbohydrates (1 g)	0%		
Dietary Fiber (0 g)	0%		
Total Sugars (0 g)			
Added Sugars (0 g)	0%		
Protein (6 g)			

*Percent Daily Values are based on a 2,000 calorie diet. Your daily values may be higher or lower depending on your calorie needs.

Ingredients / Allergens:

CULTURED PASTEURIZED MILK, WATER, SALT, SODIUM PHOSPHATE, NATURAL FLAVORING, SORBIC ACID, ENZYMES. CONTAINS: MILK.

5385 Olives, Green

Better Choice



Nutrition Facts Per Serving			
Serving Size	5 each (15 g)	Calories	25
Servings per Container	4	Calories from Fat	
% Daily Value*			
Total Fat (2.5 g)	3%		
Saturated Fat (0.5 g)	3%		
Trans Fat (0 g)			
Cholesterol (0 mg)	0%		
Sodium (210 mg)	9%		
Total Carbohydrates (0 g)	0%		
Protein (0 g)			
*Percent Daily Values are based on a 2,000 calorie diet. Your daily values may be higher or lower depending on your calorie needs.			

Ingredients / Allergens:

MANZANILLA OLIVES, WATER, MINCED PIMENTO (PIMENTO, SODIUM ALGINATE, GUAR GUM, CALCIUM CHLORIDE, POTASSIUM SORBATE), SALT, LACTIC ACID, ASCORBIC ACID.

5389 Ranchera Sauce

Better Choice



Nutrition Facts Per Serving			
Serving Size	1/4 cups (60 g)	Calories	46
Servings per Container	1.5	Calories from Fat	
% Daily Value*		% Daily Value*	
Total Fat (1.5 g)	2%	Vitamin D (0 IU)	0%
Saturated Fat (0 g)	0%	Calcium (6 mg)	0%
Trans Fat (0 g)		Iron (0 mg)	0%
Cholesterol (0 mg)	0%		
Sodium (270 mg)	12%		
Potassium (23 mg)	0%		
Total Carbohydrates (7 g)	3%		
Dietary Fiber (0 g)	0%		
Total Sugars (5 g)			
Added Sugars (5 g)	10%		
Protein (1 g)			
*Percent Daily Values are based on a 2,000 calorie diet. Your daily values may be higher or lower depending on your calorie needs.			

Ingredients / Allergens:

WATER, TOMATO CONCENTRATE, DICED TOMATOES (8%), SUGAR, DICED ONION (4%), DICED GREEN AND/OR RED BELL PEPPERS (4%), VEGETABLE OIL (May Contain One Or More Of The Following: SOYBEAN OIL, COTTONSEED OIL OR SUNFLOWER OIL) , DICED JALAPENO PEPPER (2%), SALT, MODIFIED STARCH (STABILIZER), MONOSODIUM GLUTAMATE (FLAVOR ENHANCERS), CITRIC ACID (ACIDITY REGULATOR), NATURAL AND ARTIFICIAL BELL PEPPER FLAVOR POTASSIUM SORBATE (0.05%) SODIUM BENZOATE (0.05%) (PRESERVATIVES) , SODIUM INOSINATE (FLAVOR ENHANCERS), BELL PEPPER EXTRACT. CONTAINS, WHEAT, BARLEY AND/OR, RYE. Manufactured on equipment that also processes SOY AND MILK.

5390 Cup-a-Soup, Spring Vegetable

Limited

Rotating Flavor: Spring Vegetable



Nutrition Facts Per Serving			
Serving Size	1 each (13 g)	Calories	50
Servings per Container	4	Calories from Fat	10
% Daily Value*		% Daily Value*	
Total Fat (1 g)	2%	Vitamin A	8%
Saturated Fat (0 g)	0%	Vitamin C	2%
Trans Fat (0 g)		Calcium	0%
Cholesterol (5 mg)	2%	Iron	2%
Sodium (450 mg)	19%		
Total Carbohydrates (8 g)	3%		
Dietary Fiber (1 g)	2%		
Total Sugars (1 g)			
Protein (2 g)			
*Percent Daily Values are based on a 2,000 calorie diet. Your daily values may be higher or lower depending on your calorie needs.			

Ingredients / Allergens:

ENRICHED EGG NOODLES [DURUM WHEAT FLOUR, EGG YOLKS, NIACIN, FERROUS SULFATE (IRON), THIAMIN MONONITRATE, RIBOFLAVIN, FOLIC ACID], MALTODEXTRIN (CORN), SALT, SUGAR, YEAST EXTRACT, CARROTS* , HIGH OLEIC SUNFLOWER OIL, TOMATO POWDER, PEAS* , GARLIC POWDER, ONION POWDER, GUAR GUM, CITRIC ACID, SPICE, CARMEL (FOR COLOR), NATURAL FLAVOR, SULFITES. * DEHYDRATED, May Contain MILK, SOY.

5400 Onion Soup & Dip Mix

Better Choice



Nutrition Facts Per Serving			
Serving Size	1 tablespoon (7 g)	Calories	20
Servings per Container	about 8	Calories from Fat	
% Daily Value*		% Daily Value*	
Total Fat (0 g)	0%	Vitamin D (0 IU)	0%
Saturated Fat (0 g)	0%	Calcium (40 mg)	4%
Trans Fat (0 g)		Iron (0 mg)	0%
Cholesterol (0 mg)	0%		
Sodium (570 mg)	25%		
Potassium (21 mg)	0%		
Total Carbohydrates (4 g)	1%		
Dietary Fiber (0 g)	0%		
Total Sugars (1 g)			
Added Sugars (1 g)	2%		
Protein (0 g)			
*Percent Daily Values are based on a 2,000 calorie diet. Your daily values may be higher or lower depending on your calorie needs.			

Ingredients / Allergens:

DEHYDRATED ONIONS, MALTODEXTRIN, SALT, MONOSODIUM GLUTAMATE, CORN STARCH, CARMEL COLOR, AUTOLYZED YEAST EXTRACT, VEGETABLE OIL (SOYBEAN OIL AND/OR PALM OIL AND/OR CORN OIL AND/OR SUNFLOWER OIL), TRICALCIUM PHOSPHATE, DISODIUM INOSINATE, DISODIUM GUANYLATE, NATURAL ONION FLAVOR, ARTIFICIAL ONION FLAVOR. May Contain SOY. Manufactured in a facility that also processes: WHEAT, MILK.

5411 Pasta Sauce

Limited



Nutrition Facts Per Serving			
Serving Size	1 package (113 g)	Calories	80
Servings per Container	1	Calories from Fat	15
% Daily Value*		% Daily Value*	
Total Fat (1.5 g)	2%	Vitamin A	0%
Saturated Fat (0 g)	0%	Vitamin C	25%
Trans Fat (0 g)		Calcium	4%
Cholesterol (0 mg)	0%	Iron	6%
Sodium (830 mg)	35%		
Total Carbohydrates (15 g)	5%		
Dietary Fiber (2 g)	8%		
Total Sugars (5 g)			
Protein (1 g)			
*Percent Daily Values are based on a 2,000 calorie diet. Your daily values may be higher or lower depending on your calorie needs.			

Ingredients / Allergens:

WATER, TOMATO PASTE, MODIFIED FOOD STARCH, SOYBEAN OIL, SPICES, GARLIC POWDER, CORN SYRUP SOLIDS, DEHYDRATED ONIONS, SALT, FRUCTOSE, SORBIC ACID.

5413 OvaEasy Eggs

Best Choice



Nutrition Facts Per Serving			
Serving Size	about 1/8 cups (10.6 g)	Calories	70
Servings per Container	5	Calories from Fat	45
% Daily Value*		% Daily Value*	
Total Fat (5 g)	8%	Vitamin A	5%
Saturated Fat (2 g)	10%	Vitamin C	0%
Trans Fat (0 g)		Calcium	2%
Cholesterol (180 mg)	60%	Iron	4%
Sodium (50 mg)	2%		
Potassium (50 mg)	1%		
Total Carbohydrates (0 g)	0%		
Dietary Fiber (0 g)	0%		
Total Sugars (0 g)	0%		
Protein (6 g)	10%		
*Percent Daily Values are based on a 2,000 calorie diet. Your daily values may be higher or lower depending on your calorie needs.			

Ingredients / Allergens:

WHOLE EGGS, EGG YOLKS, DRIED EGG WHITES. CONTAINS: EGG.

5414 Salsa Verde

Better Choice



Nutrition Facts Per Serving			
Serving Size	30 grams	Calories	10
Servings per Container	about 6	Calories from Fat	
% Daily Value*		% Daily Value*	
Total Fat (0 g)	0%	Vitamin D (0 IU)	0%
Saturated Fat (0 g)	0%	Calcium (32 mg)	4%
Trans Fat (0 g)		Iron (0.44 mg)	72%
Cholesterol (0 mg)	0%		
Sodium (210 mg)	8%		
Potassium (0 mg)	0%		
Total Carbohydrates (3 g)	1%		
Dietary Fiber (0 g)	0%		
Total Sugars (0 g)			
Added Sugars (0 g)	0%		
Protein (0 g)			
*Percent Daily Values are based on a 2,000 calorie diet. Your daily values may be higher or lower depending on your calorie needs.			

Ingredients / Allergens:

GREEN TOMATILLOS, ONION, JALAPENO PEPPERS, CORIANDER, MODIFIED MAIZE STARCH, GARLIC AND XANTHAN GUM.

5415 Instant Mashed Potatoes

Better Choice



Nutrition Facts Per Serving			
Serving Size	2/3 cups (27 g)	Calories	90
Servings per Container	4	Calories from Fat	10
% Daily Value*		% Daily Value*	
Total Fat (1 g)	1%	Vitamin A	0%
Saturated Fat (0 g)	1%	Vitamin C	0%
Trans Fat (0 g)		Calcium	0%
Cholesterol (0 mg)	0%	Iron	2%
Sodium (410 mg)	17%		
Total Carbohydrates (20 g)	7%		
Dietary Fiber (2 g)	7%		
Total Sugars (1 g)			
Protein (2 g)			
*Percent Daily Values are based on a 2,000 calorie diet. Your daily values may be higher or lower depending on your calorie needs.			

Ingredients / Allergens:

POTATO (DRY), SALT, MALTODEXTRIN, SHORTENING POWDER [PARTIALLY HYDROGENATED SOYBEAN OIL, LACTOSE, SODIUM CASEINATE, DIPOTASSIUM PHOSPHATE]. Contains 2% or less of: PARTIALLY HYDROGENATED VEGETABLE OIL (SOYBEAN, COTTONSEED), MONO AND DIGLYCERIDE, ARTIFICIAL AND NATURAL FLAVOR, ARTIFICIAL COLOR. Freshness preserved by: SODIUM BISULFITE, BHT. CONTAINS: MILK, SULFITE INGREDIENTS.

7109 Sugar Cubes

Limited



Nutrition Facts Per Serving				
Serving Size	1 cube (4 g)	Calories	15	Calories from Fat
Servings per Container	about 126			
% Daily Value*				
Total Fat (0 g)	0%			
Sodium (0 mg)	0%			
Total Carbohydrates (4 g)	1%			
Total Sugars (4 g)				
Protein (0 g)				
*Percent Daily Values are based on a 2,000 calorie diet. Your daily values may be higher or lower depending on your calorie needs.				

Ingredients / Allergens:

SUGAR.

7110 Sugar Substitute

Limited



Nutrition Facts Per Serving				
Serving Size	1 package (1 g)	Calories	0	Calories from Fat
Servings per Container	100			0
% Daily Value*		% Daily Value*		
Total Fat (0 g)	0%	Vitamin A		0%
Sodium (0 mg)	0%	Vitamin C		0%
Total Carbohydrates (1 g)	0%	Calcium		0%
Total Sugars (0 g)		Iron		0%
Protein (0 g)				
*Percent Daily Values are based on a 2,000 calorie diet. Your daily values may be higher or lower depending on your calorie needs.				

Ingredients / Allergens:

DEXTROSE WITH MALTODEXTRIN, ASPARTAME, ACESULFAME POTASSIUM. CONTAINS: PHENYLALANINE.

9015 Dehydrated Vegetables

Best Choice



Nutrition Facts Per Serving			
Serving Size	1 packet (4 g)	Calories	15
Servings per Container	12	Calories from Fat	0
% Daily Value*		% Daily Value*	
Total Fat (0 g)	0%	Vitamin A	0%
Saturated Fat (0 g)	0%	Vitamin C	2%
Trans Fat (0 g)		Calcium	8%
Cholesterol (0 mg)	0%	Iron	8%
Sodium (40 mg)	2%		
Total Carbohydrates (3 g)	1%		
Dietary Fiber (1 g)	3%		
Total Sugars (1 g)			
Protein (0 g)			
*Percent Daily Values are based on a 2,000 calorie diet. Your daily values may be higher or lower depending on your calorie needs.			

Ingredients / Allergens:

CARROTS, CORN, WHITE ONIONS, PEAS.

9020 Salt & Pepper Shakers

Limited



Nutrition Facts Per Serving			
Serving Size	1/4 teaspoons (1 g)	Calories	0
Servings per Container	113	Calories from Fat	0
% Daily Value*		% Daily Value*	
Total Fat (0 g)	0%		
Sodium (390 mg)	16%		
Total Carbohydrates (0 g)	0%		
Total Sugars (0 g)			
Protein (0 g)			
*Percent Daily Values are based on a 2,000 calorie diet. Your daily values may be higher or lower depending on your calorie needs.			

Ingredients / Allergens:

SALT, POTASSIUM IODIDE, CALCIUM SILICATE (ANTI-CAKING AGENT), SODIUM THIOSULFATE. BLACK PEPPER.

9021 Mrs. Dash, SW Chipotle

Best Choice



Nutrition Facts Per Serving					
Serving Size	1/4 teaspoons (0.7 g)	Calories	0	Calories from Fat	0
Servings per Container	about 101				
% Daily Value*					
Total Fat (0 g)					0%
Trans Fat (0 g)					0%
Sodium (0 mg)					0%
Potassium (10 mg)					0%
Total Carbohydrates (1 g)					0%
Protein (0 g)					
*Percent Daily Values are based on a 2,000 calorie diet. Your daily values may be higher or lower depending on your calorie needs.					

Ingredients / Allergens:

SPICES (SWEET CHILI PEPPER, CHIPOTLE CHILI PEPPER, CAYENNE PEPPER, OREGANO, THYME, CUMIN, PARSLEY, SAVORY, MARJORAM, BAY, BASIL, ROSEMARY, MUSTARD, CORIANDER), GARLIC, ONION, CARROT, SUGAR, CITRIC ACID, ORANGE PEEL, MODIFIED FOOD STARCH, RICE CONCENTRATE, LIME JUICE SOLIDS, LEMON JUICE SOLIDS, NATURAL CHIPOTLE PEPPER FLAVOR, NATURAL SMOKE FLAVOR.

9022 Garlic Powder

Best Choice



Nutritional information has not been provided by the manufacturer for this product.

In accordance with U.S. Food and Drug administration guidelines, it may not be required.

Please refer to the notice on the cover page for more information.

Ingredients / Allergens:

GARLIC.

9024 Minced Onion

Best Choice



Nutritional information has not been provided by the manufacturer for this product.

In accordance with U.S. Food and Drug administration guidelines, it may not be required.

Please refer to the notice on the cover page for more information.

Ingredients / Allergens:

ONION.

9027 Red Peppers

Best Choice




Nutrition Facts Per Serving					
Serving Size	1/4 teaspoons (0.5 g)	Calories	0	Calories from Fat	0
Servings per Container	156				
	% Daily Value*			% Daily Value*	
Total Fat (0 g)	0%	Vitamin A		4%	
Sodium (0 mg)	0%				
Total Carbohydrates (0 g)	0%				
Protein (0 g)					
*Percent Daily Values are based on a 2,000 calorie diet. Your daily values may be higher or lower depending on your calorie needs.					

Ingredients / Allergens:

RED PEPPERS.

9029 Curry Powder, 3 oz

Best Choice



Nutrition Facts Per Serving					
Serving Size	1/2 teaspoons (1 g)	Calories	0	Calories from Fat	0
Servings per Container	about 63				
% Daily Value*					
Total Fat (0 g)	0%				
Sodium (10 mg)	1%				
Total Carbohydrates (0 g)	0%				
Protein (0 g)					
*Percent Daily Values are based on a 2,000 calorie diet. Your daily values may be higher or lower depending on your calorie needs.					

Ingredients / Allergens:

SPICES (Including: TURMERIC FOR SPICE AND COLOR, CORIANDER, FENUGREEK, FENNEL, CHILIES, CUMIN, CLOVES, BLACK PEPPER), ONION, GARLIC, SALT, MONOSODIUM GLUTAMATE.

9030 Chili Powder, 4 oz

Best Choice



Nutrition Facts Per Serving					
Serving Size	1/4 teaspoons (0.5 g)	Calories	0	Calories from Fat	0
Servings per Container	about 156				
% Daily Value*		% Daily Value*			
Total Fat (0 g)	0%	Vitamin A		2%	
Cholesterol (0 mg)					
Sodium (35 mg)	1%				
Total Carbohydrates (0 g)	0%				
Protein (0 g)					
*Percent Daily Values are based on a 2,000 calorie diet. Your daily values may be higher or lower depending on your calorie needs.					

Ingredients / Allergens:

GROUND CHILI PEPPER, GROUND CUMIN, GROUND OREGANO, GARLIC POWDER, SALT.

9036 Nesquik Syrup, Chocolate

Limited

Rotating Flavor: Chocolate



Nutrition Facts Per Serving			
Serving Size	1 tablespoon (20 g)	Calories	50
Servings per Container	about 31	Calories from Fat	0
% Daily Value*		% Daily Value*	
Total Fat (0 g)	0%	Vitamin A (0 IU)	0%
Saturated Fat (0 g)	0%	Vitamin D (0 IU)	0%
Trans Fat (0 g)		Calcium	0%
Cholesterol (0 mg)	0%	Iron	0%
Sodium (20 mg)	1%		
Total Carbohydrates (13 g)	5%		
Dietary Fiber (0 g)	0%		
Total Sugars (12 g)			
Added Sugars (12 g)	24%		
Protein (0 g)	0%		
*Percent Daily Values are based on a 2,000 calorie diet. Your daily values may be higher or lower depending on your calorie needs.			

Ingredients / Allergens:

SUGAR, WATER, COCOA Processed with ALKALI. Contains less than 2% of: SALT, CITRIC ACID, ARTIFICIAL FLAVOR, POTASSIUM SORBATE (PRESERVATIVE), XANTHAN GUM, CARAMEL COLOR, RED 40, BLUE 1, YELLOW 6.

9037 Ground Ginger, 2.75 oz

Best Choice



Nutritional information has not been provided by the manufacturer for this product.

In accordance with U.S. Food and Drug administration guidelines, it may not be required.

Please refer to the notice on the cover page for more information.

Ingredients / Allergens:

GINGER.

9038 Ground Cinnamon, 3 oz

Best Choice



Nutritional information has not been provided by the manufacturer for this product.

In accordance with U.S. Food and Drug administration guidelines, it may not be required.

Please refer to the notice on the cover page for more information.

Ingredients / Allergens:

CINNAMON.

9039 Lemon Pepper

Best Choice



Nutrition Facts Per Serving					
Serving Size	1/4 teaspoons (0.7 g)	Calories	0	Calories from Fat	0
Servings per Container	about 101				
% Daily Value*					
Total Fat (0 g)					0%
Sodium (0 mg)					0%
Potassium (10 mg)					0%
Total Carbohydrates (0 g)					0%
Protein (0 g)					
*Percent Daily Values are based on a 2,000 calorie diet. Your daily values may be higher or lower depending on your calorie needs.					

Ingredients / Allergens:

ONION, SPICES (Including BLACK PEPPER, BASIL, PARSLEY, OREGANO, CELERY SEED, CAYENNE PEPPER, MUSTARD AND TURMERIC, FOR COLOR), GARLIC, CARROT, CITRIC ACID, OIL OF LEMON.

9040 A1 Sauce

Limited



Nutrition Facts Per Serving			
Serving Size	1 tablespoon (18 g)	Calories	25
Servings per Container	1	Calories from Fat	
% Daily Value*			
Total Fat (0 g)			0%
Sodium (290 mg)			12%
Total Carbohydrates (6 g)			2%
Total Sugars (5 g)			
Protein (0 g)			
*Percent Daily Values are based on a 2,000 calorie diet. Your daily values may be higher or lower depending on your calorie needs.			

Ingredients / Allergens:

TOMATO PUREE (WATER, TOMATO PASTE), VINEGAR, CORN SYRUP, SALT, RAISIN PASTE, CRUSHED ORANGE PUREE, SPICE, DRIED GARLIC, CARAMEL COLOR, DRIED ONIONS, POTASSIUM SORBATE (To Preserve Freshness), XANTHAN GUM, CELERY SEED.

9041 Minced Garlic, 2 oz

Best Choice



Nutritional information has not been provided by the manufacturer for this product.

In accordance with U.S. Food and Drug administration guidelines, it may not be required.

Please refer to the notice on the cover page for more information.

9042 Culantro y Achiote

Limited



Nutrition Facts Per Serving			
Serving Size	1/4 teaspoons (1 g)	Calories	0
Servings per Container	43	Calories from Fat	
% Daily Value*		% Daily Value*	
Total Fat (0 g)	0%	Vitamin D (0 IU)	0%
Saturated Fat (0 g)	0%	Calcium (0 mg)	0%
Trans Fat (0 g)		Iron (0 mg)	0%
Cholesterol (0 mg)	0%		
Sodium (230 mg)	10%		
Potassium (0 mg)	0%		
Total Carbohydrates (0 g)	0%		
Dietary Fiber (0 g)	0%		
Total Sugars (0 g)			
Added Sugars (0 g)	0%		
Protein (0 g)			

*Percent Daily Values are based on a 2,000 calorie diet. Your daily values may be higher or lower depending on your calorie needs.

Ingredients / Allergens:

MONOSODIUM GLUTAMATE, SALT, GARLIC, ANNATTO POWDER, GROUND CORIANDER, GROUND CUMIN, TRICALCIUM PHOSPHATE As an Anticaking Agent, TURMERIC, EXTRACT OF PAPRIKA.

9994 Sriracha Sauce

Better Choice



Nutrition Facts Per Serving			
Serving Size	1 teaspoon (5 g)	Calories	0
Servings per Container	96	Calories from Fat	0
% Daily Value*		% Daily Value*	
Total Fat (0 g)	0%	Vitamin D (0 IU)	0%
Saturated Fat (0 g)	0%	Calcium (1 mg)	0%
Trans Fat (0 g)		Iron (0 mg)	0%
Cholesterol (0 mg)	0%		
Sodium (75 mg)	3%		
Potassium (17 mg)	0%		
Total Carbohydrates (1 g)	0%		
Dietary Fiber (0 g)	0%		
Total Sugars (0 g)			
Added Sugars (0 g)	0%		
Protein (0 g)			

*Percent Daily Values are based on a 2,000 calorie diet. Your daily values may be higher or lower depending on your calorie needs.

Ingredients / Allergens:

CHILI, SUGAR, SALT, GARLIC, As Preservatives: POTASSIUM SORBATE, SODIUM BISULFITE, XANTHAN GUM. CONTAINS: SULPHITE (SODIUM BISULFITE).

Crackers

3000 Townhouse Crackers, 13.8 oz

Limited



Nutrition Facts Per Serving			
Serving Size	5 crackers (16 g)	Calories	80
Servings per Container	about 24	Calories from Fat	
% Daily Value*		% Daily Value*	
Total Fat (5 g)	6%	Vitamin D (0 IU)	0%
Saturated Fat (1 g)	5%	Calcium (0 mg)	0%
Trans Fat (0 g)		Iron (0.4 mg)	2%
Polyunsaturated Fat (3 g)			
Monounsaturated Fat (1 g)			
Cholesterol (0 mg)	0%		
Sodium (150 mg)	7%		
Potassium (10 mg)	0%		
Total Carbohydrates (9 g)	3%		
Dietary Fiber (0 g)	0%		
Total Sugars (1 g)			
Added Sugars (1 g)	2%		
Protein (1 g)			
*Percent Daily Values are based on a 2,000 calorie diet. Your daily values may be higher or lower depending on your calorie needs.			

Ingredients / Allergens:

ENRICHED FLOUR (WHEAT FLOUR, NIACIN, REDUCED IRON, VITAMIN B1 [THIAMIN MONONITRATE], VITAMIN B2 [RIBOFLAVIN], FOLIC ACID), SOYBEAN OIL (WITH TBHQ FOR FRESHNESS), SUGAR. Contains 2% or less of, SALT, CORN SYRUP, LEAVENING (BAKING SODA, SODIUM ACID PYROPHOSPHATE, MONOCALCIUM PHOSPHATE), SOY LECITHIN. CONTAINS, WHEAT AND SOY INGREDIENTS.

3005 Cheez It Crackers, Original

Limited



Nutrition Facts Per Serving			
Serving Size	27 crackers (30 g)	Calories	150
Servings per Container	about 7	Calories from Fat	0
% Daily Value*		% Daily Value*	
Total Fat (8 g)	10%	Vitamin D (0 IU)	0%
Saturated Fat (1.5 g)	8%	Calcium (30 mg)	2%
Trans Fat (0 g)		Iron (1 mg)	4%
Polyunsaturated Fat (4 g)			
Monounsaturated Fat (2 g)			
Cholesterol (0 mg)	0%		
Sodium (230 mg)	10%		
Potassium (30 mg)	0%		
Total Carbohydrates (17 g)	6%		
Dietary Fiber (1 g)	2%		
Total Sugars (0 g)			
Added Sugars (0 g)	0%		
Protein (3 g)			
*Percent Daily Values are based on a 2,000 calorie diet. Your daily values may be higher or lower depending on your calorie needs.			

Ingredients / Allergens:

ENRICHED FLOUR (WHEAT FLOUR, NIACIN, REDUCED IRON, VITAMIN B1 [THIAMIN MONONITRATE], VITAMIN B2[RIBOFLAVIN], FOLIC ACID), VEGETABLE OIL (HIGH OLEIC SOYBEAN, SOYBEAN, PALM AND/OR CANOLA OIL, WITH TBHQ FOR FRESHNESS) , CHEESE MADE WITH SKIM MILK (SKIM MILK, WHEY PROTEIN, SALT, CHEESE CULTURES, ENZYMES, ANNATTO EXTRACT COLOR) . Contains 2% or less of, SALT, PAPRIKA, YEAST, PAPRIKA EXTRACT COLOR, SOY LECITHIN. CONTAINS, WHEAT, MILK AND SOY INGREDIENTS.

3006 Saltines

Limited



Nutrition Facts Per Serving			
Serving Size	5 crackers (14 g)	Calories	60
Servings per Container	about 32	Calories from Fat	
% Daily Value*		% Daily Value*	
Total Fat (1.5 g)	2%	Vitamin D (0 IU)	0%
Saturated Fat (0 g)	0%	Calcium (0 mg)	0%
Trans Fat (0 g)		Iron (0.6 mg)	4%
Polyunsaturated Fat (1 g)			
Monounsaturated Fat (0 g)			
Cholesterol (0 mg)	0%		
Sodium (130 mg)	6%		
Potassium (0 mg)	0%		
Total Carbohydrates (11 g)	4%		
Dietary Fiber (0 g)	0%		
Total Sugars (0 g)			
Added Sugars (0 g)	0%		
Protein (1 g)			
*Percent Daily Values are based on a 2,000 calorie diet. Your daily values may be higher or lower depending on your calorie needs.			

Ingredients / Allergens:

ENRICHED FLOUR (WHEAT FLOUR, NIACIN, REDUCED IRON, THIAMIN MONONITRATE, RIBOFLAVIN, FOLIC ACID), SOYBEAN OIL WITH TBHQ AND CITRIC ACID FOR FRESHNESS. Contains 2% or less of: SALT, LEAVENING (BAKING SODA, YEAST), MALTED BARLEY FLOUR, SODIUM SULFITE, ENZYMES. CONTAINS: WHEAT. May Contain Trace Amounts of: SOY.

3008 Snack Crackers

Limited



Nutrition Facts Per Serving			
Serving Size	5 crackers (16 g)	Calories	70
Servings per Container	about 24	Calories from Fat	35
% Daily Value*		% Daily Value*	
Total Fat (4 g)	6%	Vitamin A	0%
Saturated Fat (0.5 g)	3%	Vitamin C	0%
Trans Fat (0 g)		Calcium	2%
Polyunsaturated Fat (2 g)		Iron	2%
Monounsaturated Fat (1 g)		Folic acid	2%
Cholesterol (0 mg)	0%		
Sodium (105 mg)	4%		
Potassium (10 mg)	0%		
Total Carbohydrates (8 g)	3%		
Dietary Fiber (0 g)	0%		
Total Sugars (1 g)			
Protein (1 g)			
*Percent Daily Values are based on a 2,000 calorie diet. Your daily values may be higher or lower depending on your calorie needs.			

Ingredients / Allergens:

UNBLEACHED ENRICHED FLOUR (WHEAT FLOUR, NIACIN, REDUCED IRON, THIAMIN MONONITRATE, RIBOFLAVIN, FOLIC ACID), SOYBEAN OIL AND/OR PALM OIL, SUGAR, LEAVENING (MONOCALCIUM PHOSPHATE, SODIUM BICARBONATE, AMMONIUM BICARBONATE), SALT, CORN SYRUP, SOY LECITHIN (, EMULSIFIER), NATURAL FLAVOR. CONTAINS: WHEAT AND SOY. Allergy Information: Produced In A Facility That Handles, MILK, EGG, PEANUT, TREE NUTS.

3011 Graham Crackers

Limited



Nutrition Facts Per Serving			
Serving Size	2 crackers (31 g)	Calories	130
Servings per Container	about 13	Calories from Fat	
% Daily Value*		% Daily Value*	
Total Fat (3 g)	4%	Vitamin D (0 IU)	0%
Saturated Fat (0.5 g)	3%	Calcium (15 mg)	0%
Trans Fat (0 g)		Iron (0.9 mg)	6%
Polyunsaturated Fat (1.5 g)			
Monounsaturated Fat (0.5 g)			
Cholesterol (0 mg)	0%		
Sodium (135 mg)	6%		
Potassium (50 mg)	0%		
Total Carbohydrates (24 g)	9%		
Dietary Fiber (1 g)	5%		
Total Sugars (7 g)			
Added Sugars (7 g)	14%		
Protein (2 g)			
*Percent Daily Values are based on a 2,000 calorie diet. Your daily values may be higher or lower depending on your calorie needs.			

Ingredients / Allergens:

ENRICHED FLOUR (WHEAT FLOUR, NIACIN, IRON, THIAMIN MONONITRATE, RIBOFLAVIN, FOLIC ACID), GRAHAM FLOUR (WHOLE GRAIN WHEAT FLOUR), SUGAR, HIGH OLEIC CANOLA AND/OR SOYBEAN OIL, HONEY. Contains 2% or less of: LEAVENING (BAKING SODA, CALCIUM PHOSPHATE), SALT, NATURAL FLAVOR, SOY LECITHIN, SODIUM SULFITE. CONTAINS: WHEAT, SOY.

3012 Wheat Crackers

Better Choice



Nutrition Facts Per Serving			
Serving Size	16 crackers (31 g)	Calories	140
Servings per Container	about 8	Calories from Fat	45
% Daily Value*		% Daily Value*	
Total Fat (5 g)	8%	Vitamin A	0%
Saturated Fat (1 g)	5%	Vitamin C	0%
Trans Fat (0 g)		Calcium	2%
Polyunsaturated Fat (2.5 g)		Iron	6%
Monounsaturated Fat (1 g)		Folic acid	2%
Cholesterol (0 mg)	0%		
Sodium (230 mg)	10%		
Potassium (90 mg)	3%		
Total Carbohydrates (22 g)	7%		
Dietary Fiber (3 g)	12%		
Total Sugars (4 g)			
Protein (2 g)			
*Percent Daily Values are based on a 2,000 calorie diet. Your daily values may be higher or lower depending on your calorie needs.			

Ingredients / Allergens:

WHOLE WHEAT FLOUR, CANOLA AND/OR SOYBEAN AND/OR PALM OIL WITH TBHQ ADDED To Preserve Freshness, SUGAR, CORN STARCH. Contains 2% or less of: SALT, MALT CEREAL SYRUP, INVERT SUGAR, CALCIUM PHOSPHATE (LEAVENING), BAKING SODA, ANNATTO EXTRACT (COLOR), OLEORESIN TURMERIC (COLOR), SODIUM SULFITE. CONTAINS: WHEAT. May Contain Trace Amounts of: SOY, MILK.

Snacks

4013 Mixed Nuts

Best Choice



Nutrition Facts Per Serving			
Serving Size	about 1 ounce (28 g)	Calories	160
Servings per Container	10	Calories from Fat	
% Daily Value*		% Daily Value*	
Total Fat (14 g)	18%	Vitamin D (0 IU)	0%
Saturated Fat (2 g)	10%	Calcium (30 mg)	2%
Trans Fat (0 g)		Iron (1.2 mg)	6%
Cholesterol (0 mg)	0%		
Sodium (115 mg)	5%		
Potassium (180 mg)	4%		
Total Carbohydrates (5 g)	2%		
Dietary Fiber (2 g)	7%		
Total Sugars (1 g)			
Added Sugars (0 g)	0%		
Protein (6 g)			

*Percent Daily Values are based on a 2,000 calorie diet. Your daily values may be higher or lower depending on your calorie needs.

Ingredients / Allergens:

PEANUTS, ALMONDS, CASHEWS, PECANS (PEANUTS, ALMONDS, CASHEWS, PECANS, PEANUT AND/OR SUNFLOWER OIL, SALT). CONTAINS, ALMONDS, CASHEWS, PEANUTS AND PECANS. Made on same equipment as products which contain MILK, SOY, AND, OTHER TREE NUTS.

4014 Whole Shabang Snack Mix

Limited



Nutrition Facts Per Serving			
Serving Size	1/4 cups (30 g)	Calories	140
Servings per Container	about 6	Calories from Fat	70
% Daily Value*		% Daily Value*	
Total Fat (8 g)	12%	Vitamin A	0%
Saturated Fat (1 g)	5%	Vitamin C	0%
Trans Fat (0 g)		Calcium	2%
Cholesterol (0 mg)	0%	Iron	6%
Sodium (440 mg)	18%		
Total Carbohydrates (16 g)	5%		
Dietary Fiber (2 g)	8%		
Total Sugars (2 g)			
Protein (4 g)			

*Percent Daily Values are based on a 2,000 calorie diet. Your daily values may be higher or lower depending on your calorie needs.

Ingredients / Allergens:

MINI PRETZEL STICKS (ENRICHED WHEAT FLOUR [WHEAT FLOUR, NIACIN, REDUCED IRON, THIAMIN MONONITRATE, RIBOFLAVIN, FOLIC ACID], SALT. Less than 2% of: CORN SYRUP, CANOLA OIL AND/OR SOYBEAN OIL, BARLEY MALT EXTRACT, LEAVENING [YEAST, SODIUM BICARBONATE AND/OR AMMONIUM BICARBONATE]), PEANUT (PEANUT, CANOLA AND/OR PEANUT OIL), CHEESE CORN STICKS (YELLOW CORN MASA, SOYBEAN OIL, CHEDDAR CHEESE SEASONING [DEHYDRATED CHEESE FLAVOR (CHEDDAR CHEESE [PASTEURIZED MILK, CHEESE CULTURES, SALT, ENZYMES), WHEY, SALT, DISODIUM PHOSPHATE, YELLOW 5, YELLOW 6], DRIED WHEY, SALT, BUTTERMILK POWDER, DEXTROSE MONOHYDRATE, NATURAL AND ARTIFICIAL FLAVORING [CONTAINS: MONODEXTRIN, FOOD STARCH-MODIFIED, TURMERIC AND PAPRIKA, CITRIC ACID, YELLOW 6 LAKE, LACTIC ACID]), HONEY ROAST SESAME STICKS (ENRICHED WHEAT FLOUR [UNBLEACHED WHEAT FLOUR, MALTED BARLEY FLOUR, NIACIN, IRON (REDUCED IRON), THIAMIN MONONITRATE, RIBOFLAVIN, FOLIC ACID], SOYBEAN OIL, SESAME SEEDS, HONEY COATING [SUCROSE, WHEAT STARCH, HONEY], BULGAR WHEAT, TACK BLEND [MALTODEXTRIN, XANTHAN GUM], SALT, BEET POWDER [COLOR], TURMERIC [COLOR], SHABANG SEASONING (SUGAR, SODIUM DIACETATE, SALT, AUTOLYZED YEAST EXTRACT, TORULA YEAST, ONION POWDER, MALIC ACID, CITRIC ACID, GARLIC POWDER, SPICE, PAPRIKA, EXTRACTIVES OF PAPRIKA AND TURMERIC, DISODIUM INOSINATE AND DISODIUM GUANYLATE, NATURAL SMOKE FLAVOR. Less than 2%: CALCIUM SILICATE [ANTI-CAKING AGENT]), CANOLA OIL, SOY LECITHIN. Contains: MILK, PEANUTS, SOY, WHEAT.

4100 Almonds, Raw

Best Choice



Nutrition Facts Per Serving			
Serving Size	1/4 cups (30 g)	Calories	170
Servings per Container	about 3	Calories from Fat	
% Daily Value*		% Daily Value*	
Total Fat (15 g)	19%	Vitamin D (0 IU)	0%
Saturated Fat (1 g)	5%	Calcium (90 mg)	8%
Trans Fat (0 g)		Iron (1.1 mg)	6%
Cholesterol (0 mg)	0%		
Sodium (0 mg)	0%		
Potassium (0 mg)	0%		
Total Carbohydrates (5 g)	2%		
Dietary Fiber (4 g)	14%		
Total Sugars (1 g)			
Added Sugars (0 g)	0%		
Protein (7 g)			

*Percent Daily Values are based on a 2,000 calorie diet. Your daily values may be higher or lower depending on your calorie needs.

Ingredients / Allergens:

ALMONDS. CONTAINS: ALMONDS.

4101 Nutrition Bar, Chocolate Caramel Crunch

Limited

Rotating Flavor: Chocolate Caramel Crunch



Nutrition Facts Per Serving			
Serving Size	1 bar (65 g)	Calories	260
Servings per Container	1	Calories from Fat	80
% Daily Value*		% Daily Value*	
Total Fat (9 g)	14%	Vitamin A	0%
Saturated Fat (6 g)	29%	Vitamin C	0%
Trans Fat (0 g)		Calcium	8%
Cholesterol (10 mg)	3%	Iron	15%
Sodium (150 mg)	6%		
Total Carbohydrates (24 g)	8%		
Dietary Fiber (1 g)	4%		
Total Sugars (7 g)			
Protein (24 g)			

*Percent Daily Values are based on a 2,000 calorie diet. Your daily values may be higher or lower depending on your calorie needs.

Ingredients / Allergens:

CHOCOLATE COATING (SUGAR, PALM KERNEL OIL, WHEY PROTEIN CONCENTRATE, COCOA POWDER, SOY LECITHIN [AN EMULSIFIER], VANILLIN), MALTITOL, PROTEIN BLEND (WHEY PROTEIN ISOLATE, SOY PROTEIN ISOLATE, MILK PROTEIN CONCENTRATE, WHEY PROTEIN CONCENTRATE), MALTITOL, COLLAGEN PEPTIDES, GLYCERINE, SWEETENED CONDENSED MILK, WATER, PEANUT FLOUR, PEANUT PASTE (PEANUTS, SALT), PEANUTS, PALM KERNEL OIL, BUTTER [SALTED], LECITHIN (AN EMULSIFIER), CORNSTARCH, NATURAL AND ARTIFICIAL FLAVORS, POTASSIUM SORBATE, SALT, CARAMEL COLOR. CONTAINS NO: HIGH FRUCTOSE CORN SYRUP. Allergy Information: CONTAINS: PEANUTS, SOY, MILK. Produced On Equipment That Also Processes: TREE NUTS (ALMONDS), WHEAT, EGGS.

4102 Sunflower Kernels

Limited



Nutrition Facts Per Serving			
Serving Size	1 package (57 g)	Calories	340
Servings per Container	1	Calories from Fat	
% Daily Value*		% Daily Value*	
Total Fat (29 g)	37%	Vitamin D (0 IU)	0%
Saturated Fat (4 g)	20%	Calcium (50 mg)	4%
Trans Fat (0 g)		Iron (2.8 mg)	15%
Cholesterol (0 mg)	0%		
Sodium (230 mg)	10%		
Potassium (340 mg)	8%		
Total Carbohydrates (13 g)	5%		
Total Sugars (2 g)			
Added Sugars (0 g)	0%		
Protein (11 g)			

*Percent Daily Values are based on a 2,000 calorie diet. Your daily values may be higher or lower depending on your calorie needs.

Ingredients / Allergens:

SUNFLOWER KERNELS (SUNFLOWER KERNELS, PEANUT AND/OR SUNFLOWER OIL, SALT). MAY CONTAIN PEANUTS AND TREE NUTS. Manufactured on equipment that also processes: MILK, PEANUTS, SOY, TREE NUTS, WHEAT.

4103 Peanuts, Unsalted

Best Choice



Nutrition Facts Per Serving			
Serving Size	55 grams (55 g)	Calories	230
Servings per Container	6	Calories from Fat	180
% Daily Value*		% Daily Value*	
Total Fat (20 g)	31%	Vitamin A	0%
Saturated Fat (3 g)	15%	Vitamin C	0%
Trans Fat (0 g)		Calcium	4%
Cholesterol (0 mg)	0%	Iron	4%
Sodium (0 mg)	0%		
Total Carbohydrates (7 g)	2%		
Dietary Fiber (3 g)	12%		
Total Sugars (2 g)			
Protein (11 g)			

*Percent Daily Values are based on a 2,000 calorie diet. Your daily values may be higher or lower depending on your calorie needs.

Ingredients / Allergens:

PEANUTS, SOY OIL. Packed in a Facility that handles: TREE NUTS, PEANUTS, WHEAT, SOY, MILK PRODUCTS.

4104 Granola Bar, Oat & Honey, 1.49 oz

Best Choice



Nutrition Facts Per Serving			
Serving Size	2 bars (42 g)	Calories	190
Servings per Container	1	Calories from Fat	60
% Daily Value*		% Daily Value*	
Total Fat (7 g)	11%	Iron	4%
Saturated Fat (1 g)	4%		
Trans Fat (0 g)			
Cholesterol (0 mg)	0%		
Sodium (180 mg)	7%		
Total Carbohydrates (29 g)	10%		
Dietary Fiber (2 g)	9%		
Total Sugars (11 g)			
Protein (3 g)			
*Percent Daily Values are based on a 2,000 calorie diet. Your daily values may be higher or lower depending on your calorie needs.			

Ingredients / Allergens:

WHOLE GRAIN OATS, SUGAR, CANOLA OIL, RICE FLOUR, HONEY, SALT, BROWN SUGAR SYRUP, BAKING SODA, SOY LECITHIN, NATURAL FLAVOR. CONTAINS: SOY. May Contain: PEANUT, ALMONDS, PECAN INGREDIENTS. Partially Produced with Genetic Engineering.

4105 Cashews, Unsalted, 3 oz

Best Choice



Nutrition Facts Per Serving			
Serving Size	1 ounce (28 g)	Calories	160
Servings per Container	3	Calories from Fat	0
% Daily Value*		% Daily Value*	
Total Fat (13 g)	17%	Vitamin D (0 IU)	0%
Saturated Fat (2.5 g)	13%	Calcium (10 mg)	0%
Trans Fat (0 g)		Iron (1.8 mg)	10%
Cholesterol (0 mg)	0%		
Sodium (0 mg)	0%		
Potassium (180 mg)	4%		
Total Carbohydrates (8 g)	3%		
Dietary Fiber (1 g)	4%		
Total Sugars (2 g)			
Added Sugars (0 g)	0%		
Protein (5 g)			
*Percent Daily Values are based on a 2,000 calorie diet. Your daily values may be higher or lower depending on your calorie needs.			

Ingredients / Allergens:

CASHEWS (CASHEWS, PEANUT AND/OR SUNFLOWER OIL). CONTAINS: CASHEWS. Manufactured on equipment that also processes: MILK, PEANUTS, SOY, OTHER TREE NUTS AND WHEAT.

4106 Trail Mix

Better Choice



Nutrition Facts Per Serving			
Serving Size	1 package (57 g)	Calories	270
Servings per Container	1	Calories from Fat	0
% Daily Value*		% Daily Value*	
Total Fat (18 g)	28%	Vitamin D (0 IU)	0%
Saturated Fat (2.5 g)	13%	Calcium (50 mg)	4%
Trans Fat (0 g)		Iron (1.9 mg)	10%
Cholesterol (0 mg)	0%		
Sodium (5 mg)	0%		
Potassium (390 mg)	8%		
Total Carbohydrates (24 g)	9%		
Dietary Fiber (4 g)	14%		
Total Sugars (14 g)			
Added Sugars (0 g)	0%		
Protein (9 g)			

*Percent Daily Values are based on a 2,000 calorie diet. Your daily values may be higher or lower depending on your calorie needs.

Ingredients / Allergens:

RAISINS, PEANUTS, SUNFLOWER KERNELS (PEANUTS AND SUNFLOWER KERNELS, PEANUT AND/OR SUNFLOWER OIL), ALMONDS. CONTAINS: ALMONDS, PEANUTS. Manufactured in a facility that also processes: MILK, SOY, OTHER TREE NUTS, WHEAT.

4108 Granola Bar, Fruit & Nut, 1.2 oz

Best Choice



Nutrition Facts Per Serving			
Serving Size	1 bar (35 g)	Calories	140
Servings per Container	1	Calories from Fat	35
% Daily Value*		% Daily Value*	
Total Fat (4 g)	6%	Iron	2%
Saturated Fat (0.5 g)	2%		
Trans Fat (0 g)			
Cholesterol (0 mg)	0%		
Sodium (65 mg)	3%		
Total Carbohydrates (25 g)	8%		
Dietary Fiber (2 g)	8%		
Total Sugars (7 g)			
Protein (3 g)			

*Percent Daily Values are based on a 2,000 calorie diet. Your daily values may be higher or lower depending on your calorie needs.

Ingredients / Allergens:

WHOLE GRAIN OATS, CORN SYRUP, ALMONDS, RAISINS, SUGAR, ROASTED PEANUTS, RICE FLOUR, VEGETABLE GLYCERIN, CRANBERRIES, CANOLA OIL, CORN STARCH, SOY LECITHIN, SALT, BARLEY MALT EXTRACT, BAKING SODA, NATURAL FLAVOR, MIXED TOCOPHEROLS (Added To Retain Freshness). CONTAINS: ALMONDS, PEANUT, SOY. May Contain: SUNFLOWER INGREDIENTS.

4109 Nut & Yogurt Trail Mix

Better Choice



Nutrition Facts Per Serving			
Serving Size	1 package (57 g)	Calories	290
Servings per Container	1	Calories from Fat	
% Daily Value*		% Daily Value*	
Total Fat (20 g)	26%	Vitamin D (0.1 IU)	0%
Saturated Fat (5 g)	25%	Calcium (60 mg)	4%
Trans Fat (0 g)		Iron (1.6 mg)	8%
Cholesterol (0 mg)	0%		
Sodium (15 mg)	1%		
Potassium (340 mg)	8%		
Total Carbohydrates (24 g)	9%		
Dietary Fiber (3 g)	11%		
Total Sugars (16 g)			
Added Sugars (6 g)	12%		
Protein (8 g)			

*Percent Daily Values are based on a 2,000 calorie diet. Your daily values may be higher or lower depending on your calorie needs.

Ingredients / Allergens:

PEANUTS (PEANUTS, PEANUT AND/OR SUNFLOWER OIL), RAISINS, GREEK STYLE YOGURT DROPS (SUGAR, PALM KERNEL OIL, PALM OILS, LACTOSE (MILK), NONFAT DRY MILK, NONFAT DRY YOGURT [NONFAT DRY MILK CULTURES, YOGURT CULTURES], LACTIC ACID, SOY LECITHIN, VANILLA), SUNFLOWER KERNELS (SUNFLOWER KERNELS, PEANUT AND/OR SUNFLOWER OIL), ALMONDS. CONTAINS: PEANUTS, TREE NUTS, MILK, SOY.

4111 Fruit & Nut Granola

Better Choice



Nutrition Facts Per Serving			
Serving Size	1 bag (112 g)	Calories	427
Servings per Container	1	Calories from Fat	196
% Daily Value*		% Daily Value*	
Total Fat (21.7 g)	33%	Vitamin A	4%
Saturated Fat (8.7 g)	43%	Vitamin C	3%
Trans Fat (0 g)		Calcium	8%
Cholesterol (6 mg)	2%	Iron	14%
Sodium (130 mg)	5%		
Total Carbohydrates (53.6 g)	18%		
Dietary Fiber (7.1 g)	28%		
Total Sugars (27.9 g)			
Protein (8.3 g)			

*Percent Daily Values are based on a 2,000 calorie diet. Your daily values may be higher or lower depending on your calorie needs.

Ingredients / Allergens:

WHOLE GRAIN OATS, PECANS, COCONUT (SUGAR, PROPYLENE GLYCOL, SALT), BANANAS (COCONUT OIL, SUGAR), CRANBERRIES (SUGAR, SUNFLOWER OIL), APRICOTS (RICE FLOUR, SULFUR DIOXIDE, POTASSIUM SORBATE), SUNFLOWER SEEDS (SALT, SUNFLOWER OIL), MILK (SUGAR), CANOLA OIL, CINNAMON, SALT (CALCIUM SILICATE, DEXTROSE, POTASSIUM IODIDE).

4117 Cranberry Almond Delight

Best Choice



Nutrition Facts Per Serving			
Serving Size	1 ounce (28 g)	Calories	140
Servings per Container	3	Calories from Fat	
% Daily Value*		% Daily Value*	
Total Fat (10 g)	13%	Vitamin D (0 IU)	0%
Saturated Fat (1 g)	5%	Calcium (20 mg)	2%
Trans Fat (0 g)		Iron (0.8 mg)	4%
Cholesterol (0 mg)	0%		
Sodium (80 mg)	3%		
Potassium (130 mg)	2%		
Total Carbohydrates (12 g)	4%		
Dietary Fiber (2 g)	7%		
Total Sugars (9 g)			
Added Sugars (7 g)	14%		
Protein (4 g)			

*Percent Daily Values are based on a 2,000 calorie diet. Your daily values may be higher or lower depending on your calorie needs.

Ingredients / Allergens:

PEANUTS (PEANUTS AND/OR SUNFLOWER OIL, SALT) , DRIED CRANBERRIES (CRANBERRIES, SUGAR, SUNFLOWER OIL), ALMONDS (ALMONDS AND/OR SUNFLOWER OIL, SALT). CONTAINS, ALMONDS, AND, PEANUTS. May Contain OTHER, TREE NUTS. Manufactured on equipment that also processes MILK, SOY.

4118 Walnuts, Halves & Pieces

Best Choice



Nutrition Facts Per Serving			
Serving Size	1/4 cups (30 g)	Calories	200
Servings per Container	about 2	Calories from Fat	
% Daily Value*		% Daily Value*	
Total Fat (20 g)	26%	Vitamin D (0 IU)	0%
Saturated Fat (2 g)	10%	Calcium (29 mg)	2%
Trans Fat (0 g)		Iron (1 mg)	6%
Cholesterol (0 mg)	0%		
Sodium (0 mg)	0%		
Potassium (132 mg)	2%		
Total Carbohydrates (4 g)	1%		
Dietary Fiber (2 g)	7%		
Total Sugars (1 g)			
Added Sugars (0 g)	0%		
Protein (5 g)			

*Percent Daily Values are based on a 2,000 calorie diet. Your daily values may be higher or lower depending on your calorie needs.

Ingredients / Allergens:

WALNUTS. CONTAINS: WALNUTS. Produced In A Facility That Handles, OTHER, TREE NUTS, PEANUTS, MILK, SOY AND WHEAT.

4121 Corn Nuts, 4 oz

Best Choice



Nutrition Facts Per Serving			
Serving Size	1/3 cups (28 g)	Calories	130
Servings per Container	about 4	Calories from Fat	
% Daily Value*		% Daily Value*	
Total Fat (4.5 g)	6%	Vitamin D (0 IU)	0%
Saturated Fat (0.5 g)	3%	Calcium (0 mg)	0%
Trans Fat (0 g)		Iron (0.4 mg)	2%
Cholesterol (0 mg)	0%		
Sodium (160 mg)	7%		
Potassium (0 mg)	0%		
Total Carbohydrates (20 g)	7%		
Dietary Fiber (1 g)	5%		
Total Sugars (0 g)			
Added Sugars (0 g)	0%		
Protein (2 g)			

*Percent Daily Values are based on a 2,000 calorie diet. Your daily values may be higher or lower depending on your calorie needs.

Ingredients / Allergens:

CORN, CORN OIL, SALT.

4123 Zee Zee's Bars

Best Choice



Package Flavor: **Berry Apple Crisp**

Nutrition Facts Per Serving			
Serving Size	1.3 ounces (37 g)	Calories	150
Servings per Container	1	Calories from Fat	
% Daily Value*		% Daily Value*	
Total Fat (5 g)	6%	Vitamin D	0%
Saturated Fat (1.5 g)	8%	Calcium	0%
Trans Fat (0 g)		Iron	6%
Cholesterol (0 mg)	0%		
Sodium (50 mg)	2%		
Potassium	2%		
Total Carbohydrates (24 g)	9%		
Dietary Fiber (1 g)	4%		
Total Sugars (9 g)			
Added Sugars (7 g)	15%		
Protein (2 g)			

*Percent Daily Values are based on a 2,000 calorie diet. Your daily values may be higher or lower depending on your calorie needs.

Ingredients / Allergens:

WHOLE GRAIN OAT BLEND (WHOLE OAT FLOUR, OATS), ENRICHED WHEAT FLOUR (WHEAT FLOUR, NIACIN, REDUCED IRON, THIAMINE MONONITRATE, RIBOFLAVIN, FOLIC ACID), SUGAR, RAISIN PASTE, SOYBEAN OIL, PALM OIL, CRISP RICE (BROWN RICE FLOUR), CINNAMON, BAKING SODA, SALT, NATURAL FLAVORS. Allergy Information: NUT FREE FACILITY. CONTAINS: WHEAT, SOY.

4123 Zee Zee's Bars

Best Choice

Package Flavor: **Campfire Smores**



Nutrition Facts Per Serving			
Serving Size	1.3 ounces (37 g)	Calories	150
Servings per Container	1	Calories from Fat	
% Daily Value*		% Daily Value*	
Total Fat (5 g)	6%	Vitamin D	0%
Saturated Fat (1.5 g)	8%	Calcium	0%
Trans Fat (0 g)		Iron	6%
Cholesterol (0 mg)	0%		
Sodium (50 mg)	2%		
Potassium	2%		
Total Carbohydrates (24 g)	9%		
Dietary Fiber (1 g)	4%		
Total Sugars (9 g)			
Added Sugars (8 g)	15%		
Protein (2 g)			
*Percent Daily Values are based on a 2,000 calorie diet. Your daily values may be higher or lower depending on your calorie needs.			

Ingredients / Allergens:

WHOLE GRAIN BLEND (OATS, WHOLE OAT FLOUR, WHOLE WHEAT FLOUR), ENRICHED WHEAT FLOUR (WHEAT FLOUR, NIACIN, REDUCED IRON, THIAMINE MONONITRATE, RIBOFLAVIN, FOLIC ACID), SUGAR, CORN SYRUP, SOYBEAN OIL, PALM OIL, MARSHMALLOW FLAVORED BITS (SUGAR, CORN SYRUP, CORN CEREAL, CORN STARCH, PALM OIL, NATURAL FLAVOR, TITANIUM DIOXIDE), RAISIN PASTE, NATURAL FLAVOR, PALM KERNEL OIL, COCOA (Processed with ALKALI), SALT, BAKING SODA, SOY LECITHIN. Allergy Information: NUT FREE FACILITY, CONTAINS, WHEAT, SOY.

Package Flavor: **Cocoa Cherry**



Nutrition Facts Per Serving			
Serving Size	1.3 ounces (37 g)	Calories	140
Servings per Container	1	Calories from Fat	
% Daily Value*		% Daily Value*	
Total Fat (5 g)	6%	Vitamin D	0%
Saturated Fat (1.5 g)	8%	Calcium	0%
Trans Fat (0 g)		Iron	6%
Cholesterol (0 mg)	0%		
Sodium (30 mg)	1%		
Potassium	2%		
Total Carbohydrates (24 g)	9%		
Dietary Fiber (2 g)	7%		
Total Sugars (12 g)			
Added Sugars (11 g)	20%		
Protein (2 g)			
*Percent Daily Values are based on a 2,000 calorie diet. Your daily values may be higher or lower depending on your calorie needs.			

Ingredients / Allergens:

FLOUR BLEND (WHOLE GRAIN OAT FLOUR, ENRICHED WHEAT FLOUR [WHEAT FLOUR, NIACIN, REDUCED IRON, THIAMINE MONONITRATE, RIBOFLAVIN, FOLIC ACID]), SUGAR, CORN SYRUP, CHERRIES, SOYBEAN OIL, COCOA (Processed with ALKALI), PALM KERNEL, RAISIN PASTE, ICING (SUGAR, PALM KERNEL OIL, SOY LECITHIN, CORN STARCH), BAKING SODA, NATRUAL FLAVORS, SALT. Allergy Information: NUT FREE FACILITY. CONTAINS: WHEAT, SOY.

4123 Zee Zee's Bars

Best Choice

Package Flavor: Oatmeal Cocoa Chip



Nutrition Facts Per Serving			
Serving Size	1.3 ounces (37 g)	Calories	150
Servings per Container	1	Calories from Fat	
% Daily Value*		% Daily Value*	
Total Fat (5 g)	6%	Vitamin D	0%
Saturated Fat (1.5 g)	8%	Calcium	0%
Trans Fat (0 g)		Iron	6%
Cholesterol (0 mg)	0%		
Sodium (50 mg)	2%		
Potassium	2%		
Total Carbohydrates (24 g)	9%		
Dietary Fiber (1 g)	4%		
Total Sugars (9 g)			
Added Sugars (15 g)	15%		
Protein (2 g)			

*Percent Daily Values are based on a 2,000 calorie diet. Your daily values may be higher or lower depending on your calorie needs.

Ingredients / Allergens:

WHOLE GRAIN OAT BLEND (WHOLE OAT FLOUR, OATS), ENRICHED WHEAT FLOUR (WHEAT FLOUR, NIACIN, REDUCED IRON, THIAMINE MONONITRATE, RIBOFLAVIN, FOLIC ACID), SUGAR, CORN SYRUP, SOYBEAN OIL, PALM OIL, RAISIN PASTE, CHOCOLATE FLAVORED CHIPS (SUGAR, HYDROGENATED VEGETABLE OIL [PALM KERNEL, PALM, COCONUT], COCOA [Processed with ALKALI], DEXTROSE, COCOA POWDER, WHEY [MILK], SOY LECITHIN [EMULSIFIER], VANILLA, NATURAL FLAVORS, COCOA, BAKING SODA, SALT. Allergy Information: , NUT FREE FACILITY. CONTAINS: MILK, WHEAT, SOY.

9014 Salted Peanuts

Limited



Nutrition Facts Per Serving			
Serving Size	1 packet (50 g)	Calories	290
Servings per Container	1	Calories from Fat	230
% Daily Value*		% Daily Value*	
Total Fat (26 g)	40%	Vitamin A	0%
Saturated Fat (4 g)	20%	Vitamin C	0%
Trans Fat (0 g)		Calcium	2%
Cholesterol (0 mg)	0%	Iron	4%
Sodium (290 mg)	12%		
Total Carbohydrates (8 g)	3%		
Dietary Fiber (4 g)	16%		
Total Sugars (2 g)			
Protein (14 g)			

*Percent Daily Values are based on a 2,000 calorie diet. Your daily values may be higher or lower depending on your calorie needs.

Ingredients / Allergens:

PEANUTS, CANOLA AND/OR PEANUT OIL, SALT. CONTAINS: PEANUTS.

9900 Pudding Snack Pack,

Better Choice



Nutrition Facts Per Serving			
Serving Size	1 each (99 g)	Calories	110
Servings per Container	4	Calories from Fat	0
% Daily Value*		% Daily Value*	
Total Fat (1.5 g)	2%	Vitamin D (0 IU)	0%
Saturated Fat (0 g)	0%	Calcium (50 mg)	4%
Trans Fat (0 g)		Iron (1 mg)	6%
Cholesterol (0 mg)	0%		
Sodium (105 mg)	5%		
Potassium (100 mg)	2%		
Total Carbohydrates (23 g)	8%		
Dietary Fiber (0 g)	0%		
Total Sugars (18 g)			
Added Sugars (16 g)	32%		
Protein (2 g)			

*Percent Daily Values are based on a 2,000 calorie diet. Your daily values may be higher or lower depending on your calorie needs.

Ingredients / Allergens:

SKIM MILK, WATER, SUGAR, MODIFIED CORN STARCH, Contains less than 2% of, COCOA Processed with ALKALI, CANOLA OIL, ARTIFICIAL AND NATURAL FLAVOR, SALT, SODIUM PHOSPHATE, SODIUM STEAROYL LACTYLATE (FOR SMOOTH TEXTURE), XANTHAN GUM. CONTAINS, MILK.